

**Analysis Of Drug-Related Statistics,
Grenada:
1 January To 30 June 2012
And
1 January To 30 June 2013**

*Drug Control Secretariat
21 January 2014*

Table of Contents

Introduction	1
Grenada Drug Epidemiology Network (GRENDEN)	1
Drug Consumption	4
<i>Magnitude of Consumption</i>	4
Drug Production	5
<i>Types Of Drugs Produced And Seized</i>	5
Consequences Of Drugs	10
<i>Admissions: Rathdune Psychiatric Unit</i>	10
<i>Admissions: Carlton House</i>	12
<i>Admissions: General Hospital</i>	13
<i>Arrests</i>	15
<i>Criminal Deportees</i>	17
<i>Firearms</i>	18
<i>Financial Crimes</i>	19
<i>Incarceration</i>	21
Results of Policy And/Or Program Responses	22
<i>Scope Of Mechanisms For The Control Of Diversion Of Pharmaceutical Products And Controlled Substances</i>	22
<i>Tests For The Presence Of Controlled Drugs</i>	23
Appendix 1	24
Appendix 2	28

**ANALYSIS OF DRUG-RELATED STATISTICS:
1 JANUARY TO 30 JUNE 2012
AND
1 JANUARY TO 30 JUNE 2013**

Introduction

The following is an **Analysis Of Drug-Related Statistics, for the periods 1 January To 30 June 2012 And 1 January To 30 June 2013.**

The analysis identifies percentage changes in various areas of drug control for the period ,**1 January To 30 June 2013, over 1 January To 30 June 2012.** It does not identify factors which influence these percentage changes.

The data presented was collected through the Grenada Drug Epidemiology Network (GRENDEN), and analyzed by the Drug Control Secretariat.

Grenada Drug Epidemiology Network (GRENDEN)

The Grenada Drug Epidemiology Network (GRENDEN) is the mechanism through which Grenada collects, analyzes, and disseminates information on drugs, and related information, for the purpose of monitoring trends, developing policy, and implementing appropriate programmes and responses. It is comprised of institutions which work in the area of drug control.

The objectives of GRENDIN are:

- i. To provide accurate, relevant and timely statistical data on the nature and extent of the drug situation in Grenada;
- ii. To increase coordination, dialogue, and cooperation among the institutions which work in the area of drug control, through the exchange of drug-related statistical information;
- iii. To inform policy makers and the general public on drug trends and related matters.

GRENDEN was established on 11 December 2002, and endorsed by Cabinet, effective 22 December 2002.

The Drug Control Secretariat is the National Observatory on Drugs in Grenada. It performs the administrative functions of GRENDIN.

GRENDEN has significantly strengthened Grenada's ability to participate in local, regional and international drug control projects and programmes. It has also played a major role in the implementation of the national drug control programme.

GRENDEN focuses on the issue of drugs in four (4) categories:

- 1. Drug Consumption: Magnitude of Consumption**
- 2. Drug Production: Type and Quantity of Drugs Produced; Type and Quantity of Drugs Seized**
- 3. Consequences of Drugs: Admissions; Arrests; Court Cases; Criminal Deportees; Firearms; Financial Crimes; Incarceration**
- 4. Results of Policy and/or Program Responses: Mechanism to Control Diversion of Pharmaceuticals and Precursor Chemicals; Tests Conducted for Presence of Drugs**

GRENDEN covers thirteen (13) Governmental Departments, through its Questionnaire of Indicators.

- i. Epidemiology Unit; Ministry of Health
- ii. Pharmacy Unit Ministry of Health
- iii. Customs and Excise Department; Ministry of Finance
- iv. Criminal Records Office; Royal Grenada Police Force
- v. Criminal Investigation Department; Royal Grenada Police Force
- vi. Financial Intelligence Unit; Royal Grenada Police Force
- vii. Her Majesty's Prisons, Ministry of National Security
- viii. Produce Chemist Laboratory; Ministry of Agriculture
- ix. Rathdune Psychiatric Unit; Ministry of Health
- x. Carlton House; Ministry of Health
- xi. Medical Records Office; General Hospital; Ministry of Health
- xii. Community Relations Department; Royal Grenada Police Force
- xiii. Drug Control Secretariat; Ministry of Education

The GRENDEN Statistical Report of Indicators is the instrument used to compile data for the quarterly and annual GRENDEN Statistical Report of Indicators. Ten (10) Indicators comprise the GRENDEN Statistical Report of Indicators. This information is collected every three months (quarterly). Two (2) additional Indicators are used annually to assist in the compilation of the GRENDEN Annual Statistical Report of Indicators. See Appendix 1, for the list of Indicators.

Key Findings

The following is a presentation of the Key Findings of the Analysis Of Drug-Related Statistics, for the periods 1 January to 30 June 2012 And 1 January to 30 June 2013.

1. DRUG CONSUMPTION

Magnitude Of Consumption

The Drug Control Secretariat, established in 1989, through GRENDEN, conducts surveys and research on drug prevalence and related matters. The St. George's University provides significant technical assistance.

- i. The Inter-American Uniform Drug Use System (SIDUC) Secondary Schools' Drugs Prevalence Survey was conducted in April 2013. Results are pending.
- ii. No similar survey was conducted during the period 1 January to 30 June 2012.
- iii. No population survey or other surveys were conducted on drug prevalence.

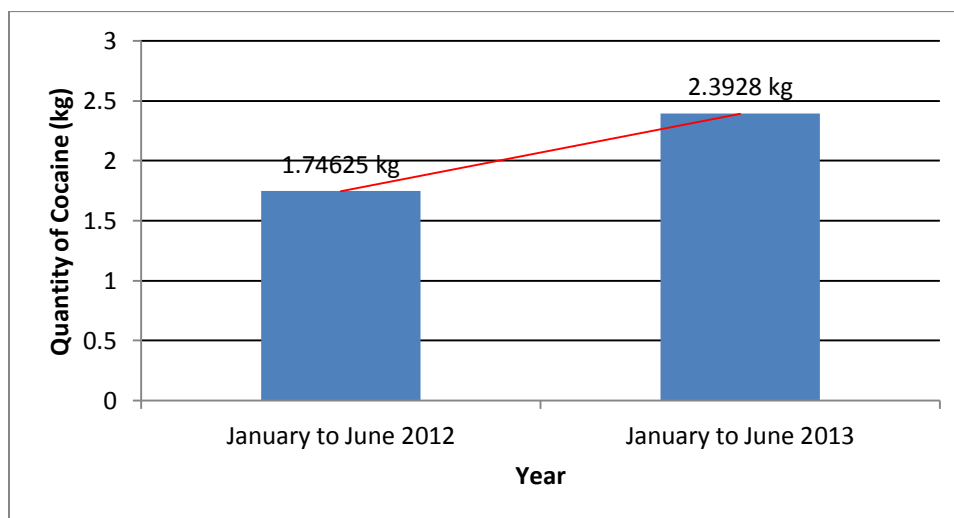
2. DRUG PRODUCTION

Types Of Drugs Produced and Seized

The earliest record of the existence of any police service in Grenada dates back to the year 1853, when Policing was a part-time occupation and the Magistrate's of the major towns were given charge of the Police for that district. With the enactment of the Police Regulations Section 66, Chapter 244 of Volume IX of 1960 revised Laws of Grenada, the Officer appointed to the office of the Chief of Police was changed to "Commissioner of Police" and a new rank structure was created. The Drugs Squad and the Criminal Records Office are responsible for various functions, including drug seizures and arrests, maintenance of records and statistics on drug-related matters.

The Customs and Excise Division functions under the Ministry of Finance. The Division is headed by the Comptroller of Customs. It is responsible for inter alia: is responsible for: Processing of documents for the importation and exportation of goods; Collection of import and export duties (customs revenue); Seizure of drugs and contraband items. One of the Units in the Division is the Intelligence Unit. It handles matters pertaining to drug seizures.

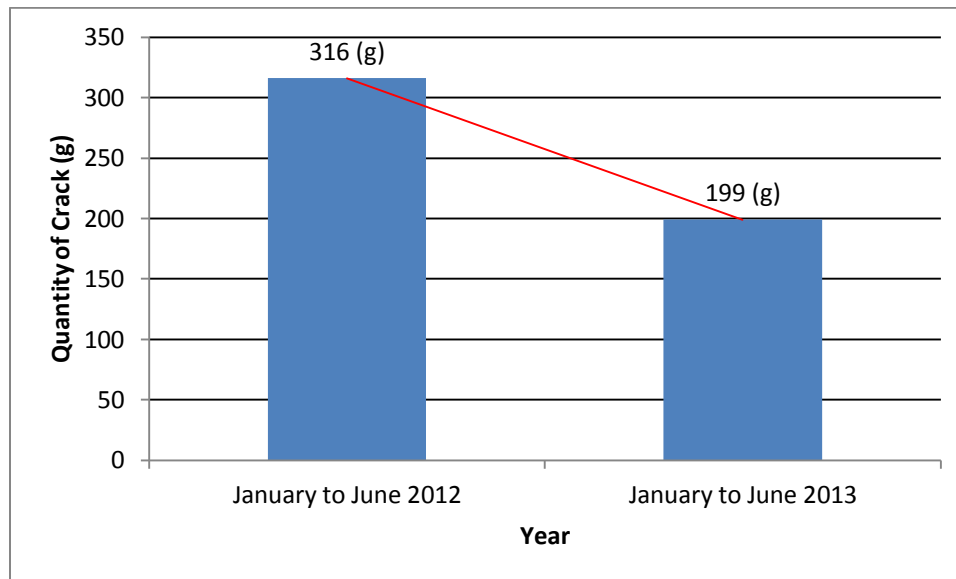
Figure 1:
Quantity Of Cocaine Seized By Law Enforcement Authorities;
1 January to 30 June 2012 & 1 January to 30 June 2013



Key Findings:

- i. 37.02% increase in quantity of cocaine seized by law enforcement authorities, for the period 1 January to 30 June 2013, over 1 January to 30 June 2012.

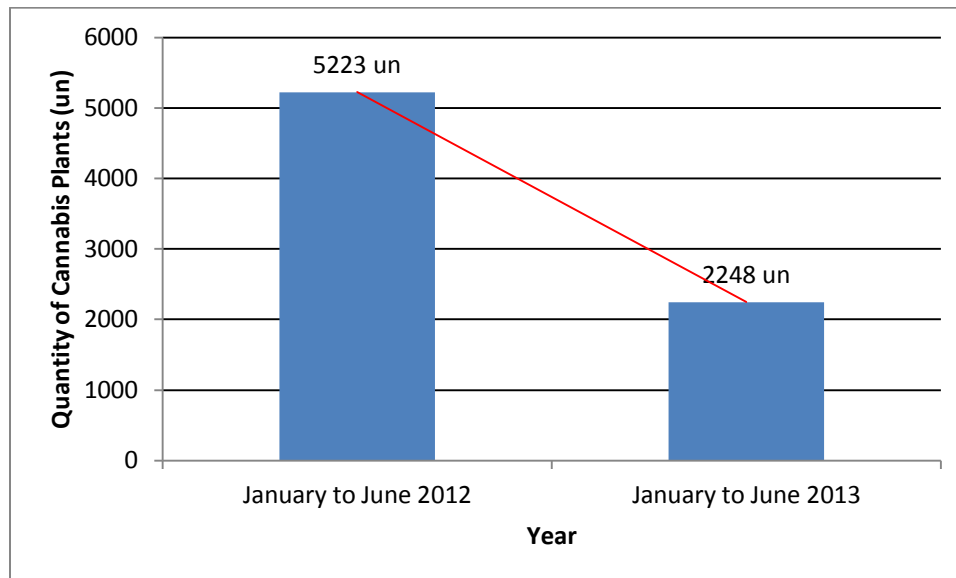
**Figure 2:
Quantity Of Crack Seized By
Law Enforcement Authorities**



Key Findings:

- i. Decrease of 37.03% of crack seized for period under review.

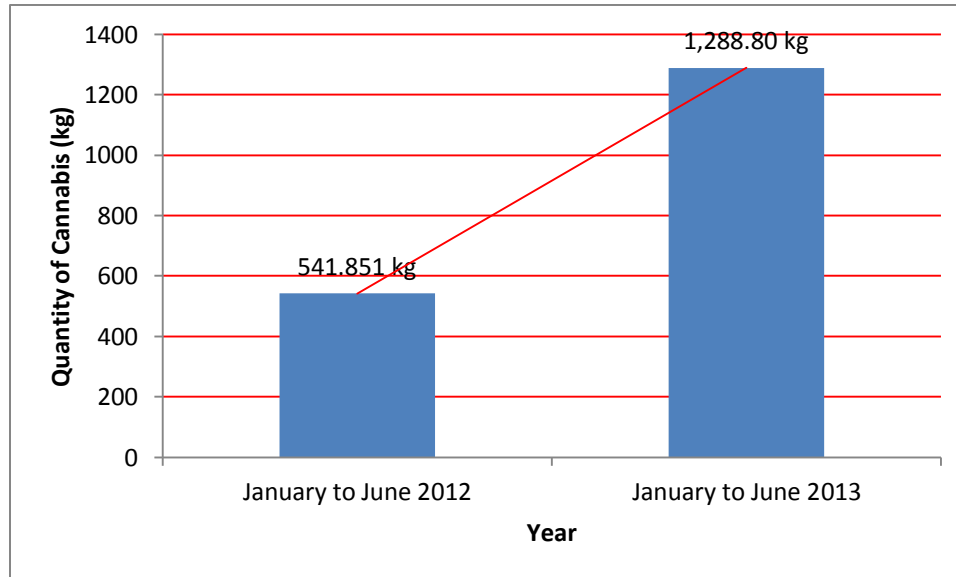
**Figure 3:
Quantity Of Cannabis Plants Seized By
Law Enforcement Authorities**



Key Findings:

- i. Decrease of 56.96% in the quantity of cannabis plants seized for period under review.

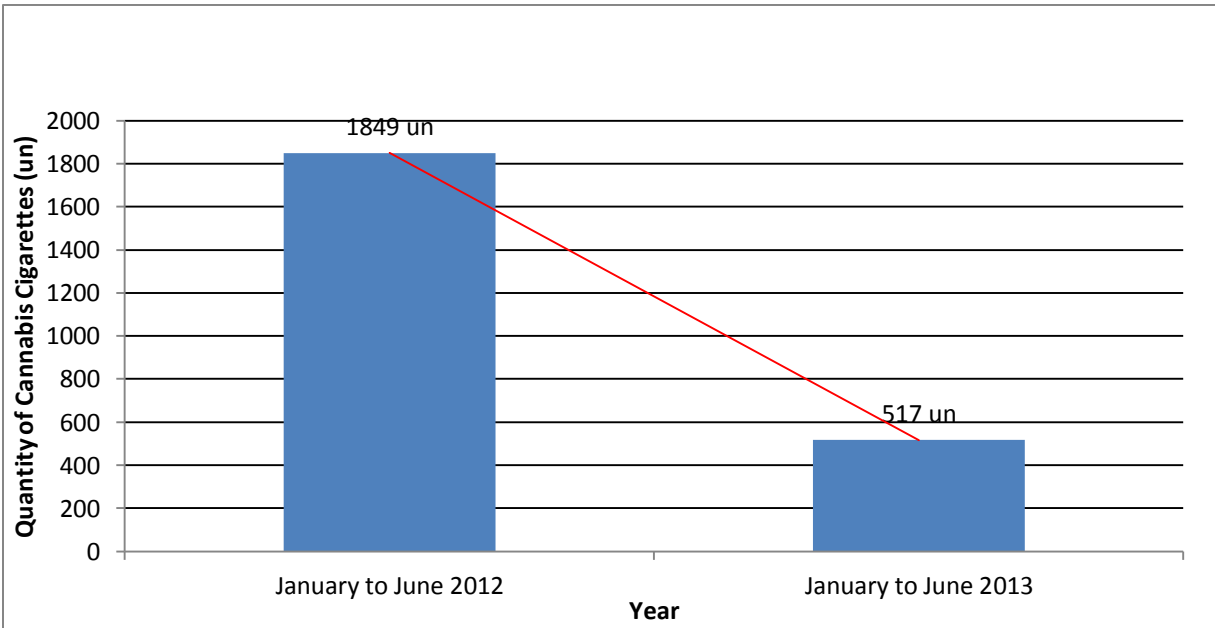
Figure 4:
Quantity Of Cannabis Seized By
Law Enforcement Authorities;
1 January to 30 June 2012 & 1 January to 30 June 2013



Key Findings:

- i. 137.85% increase of cannabis seized by law enforcement authorities for the period 1 January to 30 June 2013, over 1 January to 30 June 2012.

Figure 5:
Quantity Of Cannabis Cigarettes Seized
By Law Enforcement Authorities;
1 January to 30 June 2012 & 1 January to 30 June 2013



Key Findings:

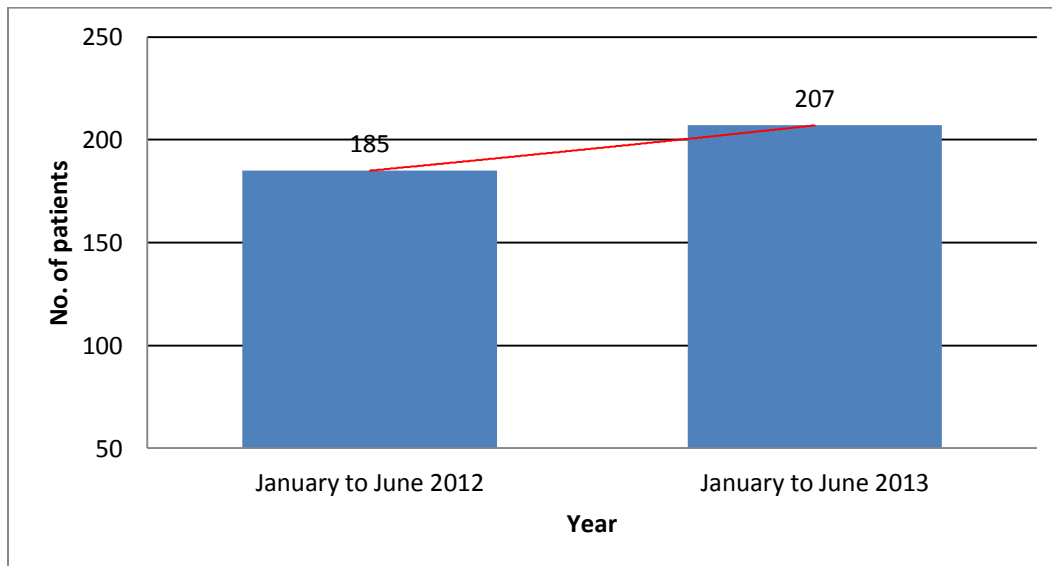
- i. Decline of 72.04% in the quantity of cannabis cigarettes seized.
- ii. No illicit drug laboratories for drugs of natural or synthetic origins were identified or dismantled.
- iii. No new drugs were identified.

3. CONSEQUENCES OF DRUGS

Admissions: Rathdune Psychiatric Unit

Rathdune Psychiatric Unit was established at the General Hospital in 1986, for patients with psychiatric disorders including acute drug-use problems. It is a twenty (20) bed facility which provides short-term stay for patients. It also serves as a detoxification unit. The Unit is currently housed at the Mt. Gay Psychiatric Hospital.

Figure 6:
Number Of Patients Admitted To Rathdune
For Medical Problems Associated With Drug Use;
1 January to 30 June 2012 & 1 January to 30 June 2013



Key Findings:

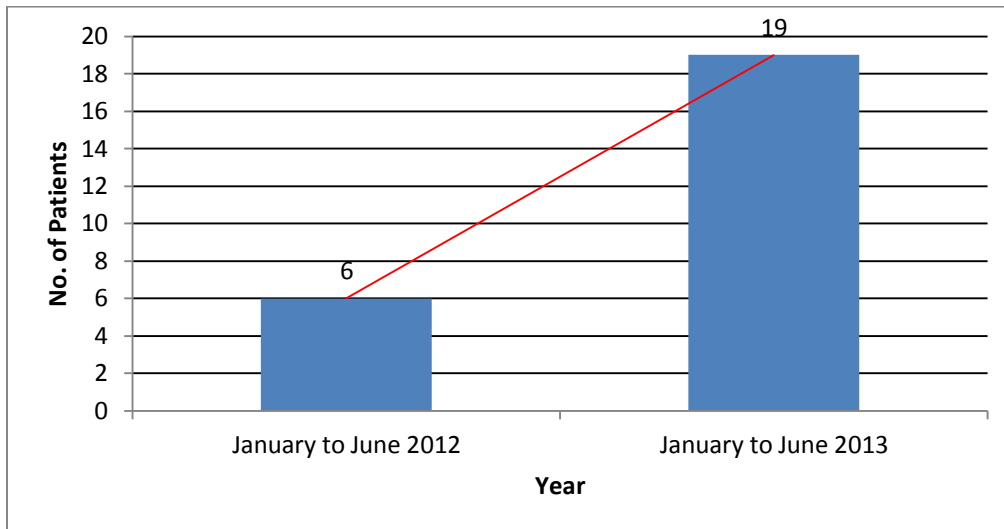
- i. 11.89% increase in admissions in the period 1 January to 30 June 2013 over similar period 1 January to 30 June 2012.
- ii. Decrease of 35.71% in the number of females admitted for treatment, 14 persons during the period 1 January to 30 June 2012, to 9 persons during the period 1 January to 30 June 2013.
- iii. 15.79% increase in the number of males admitted to Rathdune; 171 persons during the period 1 January to 30 June 2012, to 198 during the period 1 January to 30 June 2013.
- iv. Increases in the number of admissions in the age ranges of 20 to 24 years; 25 to 29 years; 30 to 34 years; 35 to 39 years and 40 years and above.

- v. Decrease of 66.67% in the number of admissions in the age range of 15 to 19 years.
- vi. 46.43% increase in number of patients admitted who experienced medical problems associated with the consumption of marijuana.

Admissions: Carlton House

In January 1985, Carlton House was established with the aim of providing treatment to both males and females for alcoholism and related problems. This decision was fuelled by the destruction of the Richmond Hill Mental Hospital in October 1983, resulting in limited capacity for in-house patients. It therefore became necessary to conduct a reassessment of patients at the institution. The late Dr. Michael Beaubrun, Psychiatrist and Professor of Psychiatry at the University of the West Indies, was assigned to conduct the reassessment of patients intake. One of the findings of the reassessment was the large number of patients with alcohol-related problems. Professor Beaubrun recommended the establishment of a facility for the treatment of alcohol addiction; the recommendation was accepted by the Government of Grenada. Dr. Beaubrun along with the late Dr. George Clarke, Psychologist, Dr. Roger Radix, the late Mrs. Shirley Mathlin, who was the Administrative Officer in the Ministry of Health, Dr. George Mahy, and Dr. Prabakher worked assiduously to establish Carlton House. At the time of commissioning, Carlton House was designed accommodate sixteen (16) patients, including four (4) females.

Figure 7:
Number Of Patients Admitted To Carlton House
For Medical Problems Associated With Drug Use;
1 January to 30 June 2012 & 1 January to 30 June 2013



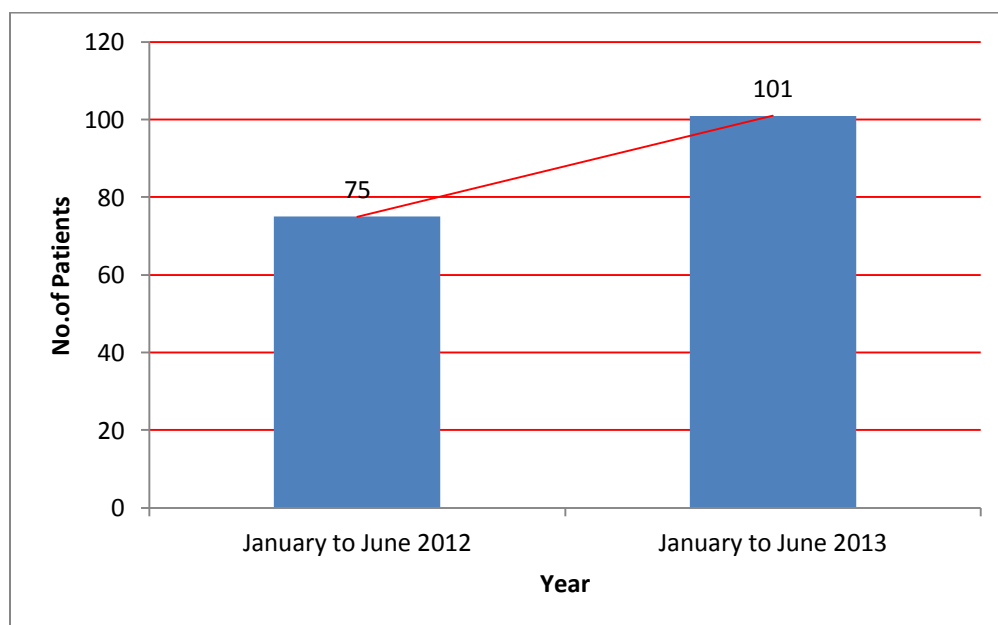
Key Findings:

- i. 216.66% increase in admission to Carlton House for 1 January 2013, over 1 January 2012.
- ii. 19 patients accessed treatment at Carlton House, for the period 1 January to 30 June 2013, while 6 patients accessed treatment 1 January to 30 June 2012.
- iii. Increases of 133.33%, and 800.00%, in the number of patients admitted for medical problems associated with the consumption of alcohol and marijuana respectively.

Admissions: General Hospital

The General Hospital in St. George's was initially built by the British and was used as a Military Hospital in the 1880's. It is the headquarters overseeing the operations of Princess Alice Hospital in St. Andrew's and Princess Royal Hospital in Carriacou as well as the Mt. Gay Psychiatric Hospital and Richmond Home. The General Hospital has some of (198) beds and offers a wide variety of in-patient and out-patient medical services.

Figure 8:
Number Of Patients Admitted To General Hospital
For Medical Problems Associated With Drug Use;
1 January to 30 June 2012 & 1 January to 30 June 2013



Key Findings:

- i. 34.67% increase in the number of admissions to the General Hospital, St. George's, for medical problems associated with the consumption of drugs.
- ii. 101 persons were admitted to the General Hospital for problems derived from the consumption of drugs, for the period, 1 January to 30 June 2013, while 75 were admitted 1 January to 30 June 2012.
- iii. 66.67% of the patients admitted encountered mental and behavioral disorders due to use of cannabinoids.
- iv. Increases of 12.50%, and 30.36%, in the number of patients admitted for medical problems associated with the consumption of drugs, in the age ranges of 35 to 39 years, and 40 years and above, respectively.

- v. Drugs which resulted in admission of patients to Rathdune Psychiatric Unit, Carlton House and the General Hospital, for problems derived from their consumption were:
 - a. Alcohol: 125 patients, (38.22% of all admissions)
 - b. Marijuana: 54 patients (16.51% of all admissions)
 - c. Cocaine: 05 patients (1.52% of all admissions)

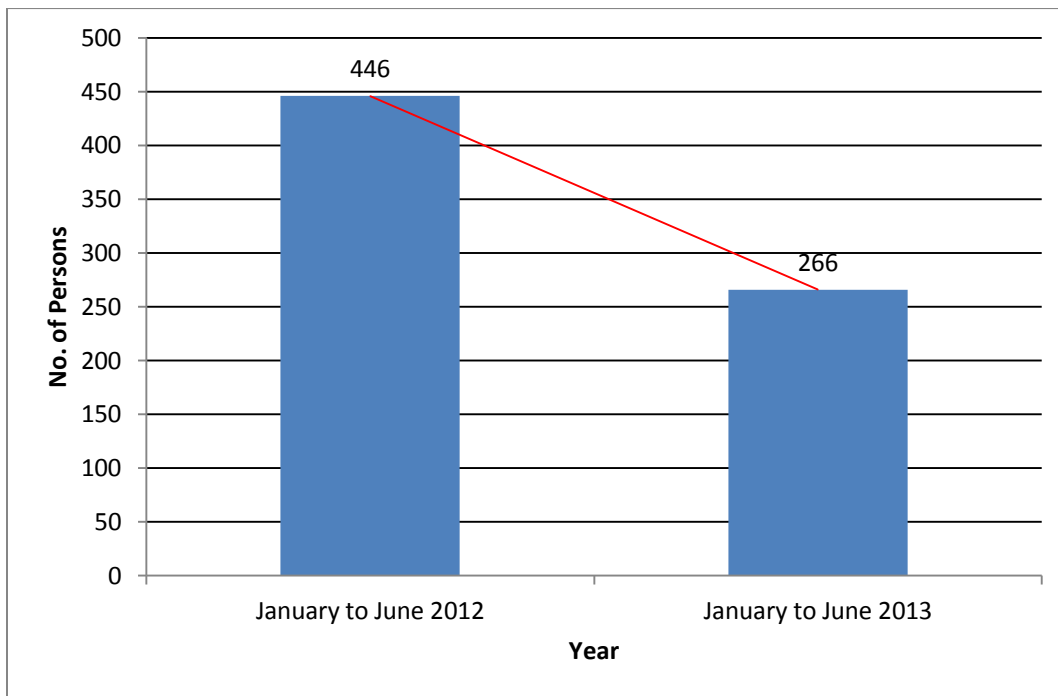
Arrests, Criminal Deportees, Firearms

The earliest record of the existence of any police service in Grenada dates back to the year 1853, when Policing was a part-time occupation. The Magistrates of the major towns were given charge of the Police for that district. With the enactment of the Police Regulations Section 66, Chapter 244 of Volume IX of 1960 revised Laws of Grenada, the Officer appointed to the office of the Chief of Police was changed to "Commissioner of Police" and a new rank structure was created. The Drugs Squad and the Criminal Records Office are responsible for various functions, including drug seizures and arrests, maintenance of records and statistics on drug-related matters.

Arrests

Figure 9:

**Number Of Persons Arrested & Charged For Drug Offences;
1 January to 30 June 2012 & 1 January to 30 June 2013**

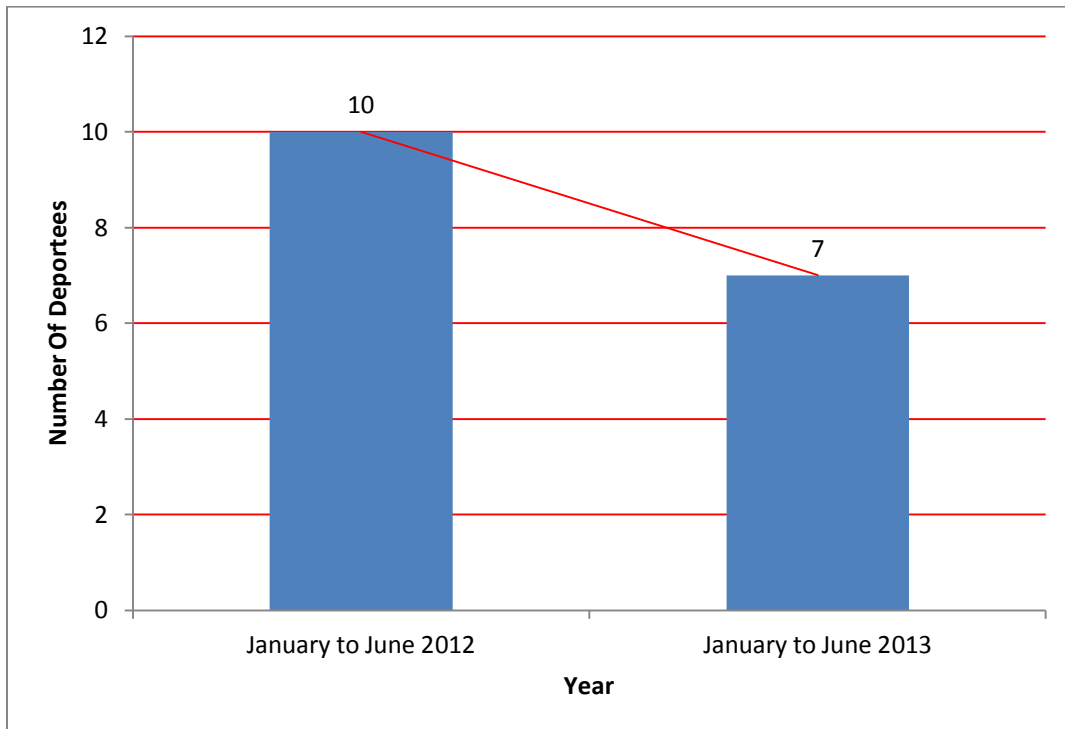


Key Findings:

- i. 266 persons arrested and charged for drug-related offences (255 males; 11 females), for the period 1 January to 30 June 2013.
- ii. 40.36% decrease in number of persons arrested and charged for drug-related offences, for 1 January to 30 June 2013, over 1 January to 30 June 2012.
- iii. 244 persons, which represent 91.72% of all persons arrested and charged for drug-related offences, were Grenadians.

- iv. Decrease of 100% in the number of persons arrested for possession of drugs within 100 yards of a school.
- v. 65.78% (175 persons), of all arrestees were charged for possession of cannabis.
- vi. 30.83% decline in number of persons arrested and charged for possession of cannabis for the period 1 January to 30 June 2013, compared to 1 January to 30 June 2012.
- vii. 52.38% decrease in the number of persons arrested and charged for possession of cocaine.
- viii. Decrease of 67.65% in number of persons twenty years and under for possession of cannabis, for the period 1 January to 30 June 2013, over similar period for 1 January to 30 June 2012.
- ix. 300.00% increase in number of persons twenty years and under for possession of cocaine, for the period 1 January to 30 June 2013, over similar period for 1 January to 30 June 2012.

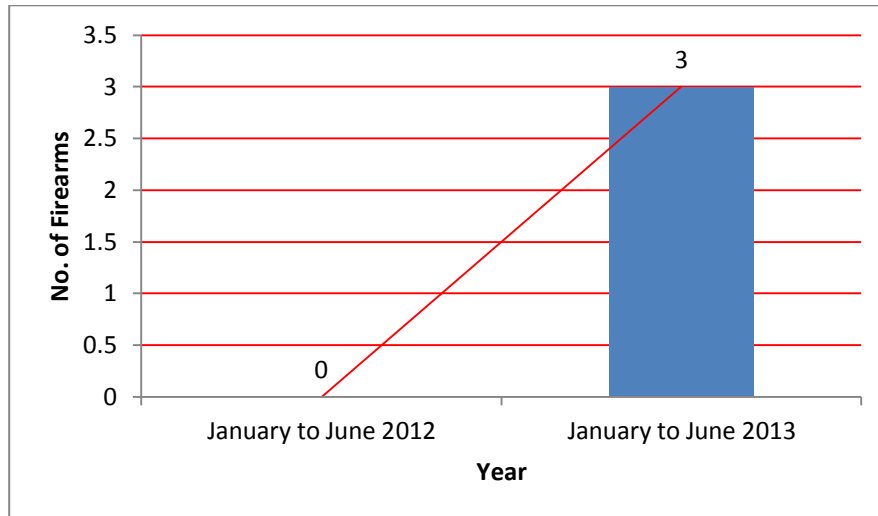
Figure 10:
Number of Criminal Deportees;
1 January to 30 June 2012 & 1 January to 30 June 2013



Key Findings:

- i. Decrease of 30.00% in the number of criminal deportees, for the period 1 January to 30 June 2013, over 1 January to 30 June 2012.
- ii. 7 and 10 criminal deportees for the periods 1 January to 30 June 2013 and 1 January to 30 June 2012 respectively.
- iii. 100.00% of criminal deportees for the periods under review were males.

Figure 11:
Quantity Of Firearms Forfeited In Relation To Narcotrafficking;
1 January to 30 June 2012 & 1 January to 30 June 2012



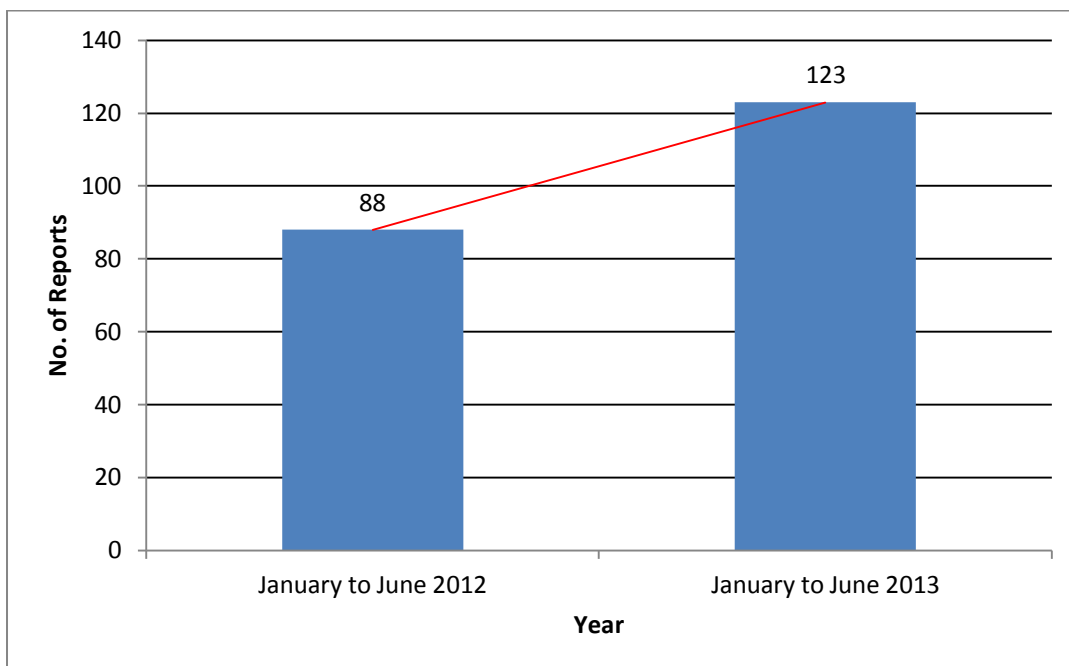
Key Findings:

- i. 3 firearms and 21 rounds of ammunition were forfeited by the Royal Grenada Police Force, in relation to drug trafficking, during the period 1 January to 30 June 2013. Neither firearms nor ammunition were forfeited in relation to drug trafficking for the period 1 January to 30 June 2012.

Financial Crimes

The Financial Intelligence Unit Act No. 1 of 2003 established Grenada's Financial Intelligence Unit (FIU). The FIU functions under the authority of the Royal Grenada Police Force and the Ministry of National Security. The FIU is a member of the Egmont Group, and has access to the Group's secure network. Its responsibilities include: conduct investigations relating to financial crimes pursuant to the provisions of the Proceeds of Crime Act, the Terrorism Act or any other related enactment.

Figure 12:
Number Of Reports Of Suspicious Transactions (RST)
To The Financial Intelligence Unit;
1 January to 30 June 2012 & 1 January to 30 June 2013



Key Findings:

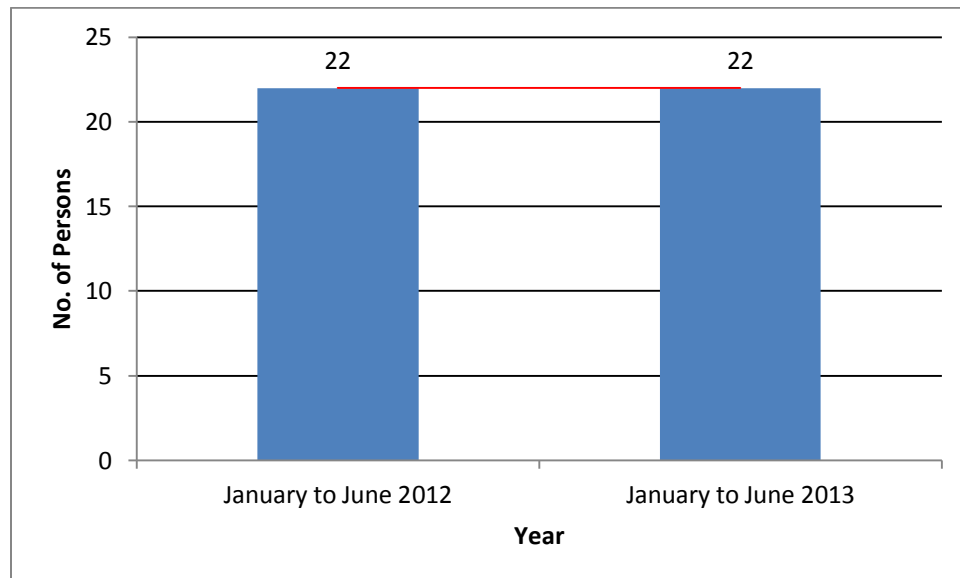
- i. Decrease of 39.77% in the number of Reports of Suspicious Transactions (RST) to the Financial Intelligence Unit (FIU), during the period 1 January to 30 June 2013, when compared to 1 January to 30 June 2012.
- ii. 33.33% decline in the number of persons convicted for money laundering for the period 1 January to 30 June 2013, when compared to 1 January to 30 June 2012.
- iii. Decline of 100% in investigations of cases of laundering money derived from illegal drug trafficking, for the period 1 January to 30 June 2013, compared to 1 January to 30 June 2012. There were 6 such investigations for 1 January to 30 June 2012.
- iv. 100.00% increase in requests for legal cooperation received by Grenada from competent foreign authorities, in matters connected with drugs, for the period 1 January to 30 June 2013 (2 requests), compared to 1 January to 30 June 2012 (1 request).

- v. 3 requests for legal cooperation presented by Grenada to competent foreign authorities, in matters connected with drugs, for 1 January to 30 June 2013; 0 request for legal cooperation presented by Grenada to competent foreign authorities in matters connected with drugs, for the period 1 January to 30 June 2012.

Incarceration

The prison was built by the French in 1860 as a Military Hospital, and was converted into a Prison in 1880, housing male inmates. In 1901, accommodation was made for female prisoners.

Figure 13:
Number Of Persons Sentenced To Prisons For Drug Offences;
1 January to 30 June 2012 & 1 January to 30 June 2013



Key Findings:

- i. 0% increase in the number of persons sentenced to prison for drug related offences during the period 1 January to 30 June 2013.
- ii. 22 (21 males; 1 female) persons were sentenced to prisons for drug related offences, for 1 January to 30 June 2013; 22 (all males) were sentenced 1 January to 30 June 2012.
- iii. 19 persons, which represent 86.36 % of all persons sentenced to Prisons for drug-related offences, were Grenadians.

4. RESULTS OF POLICY AND/OR PROGRAM RESPONSES

Scope Of Mechanisms For The Control Of The Diversion Of Pharmaceutical Products And Controlled Substances

The Pharmacy Unit of the Ministry of Health, in collaboration with the Pharmacy Council is responsible for pharmaceutical services and coordinating activities for the control of narcotics, psychotropic substances, and pharmaceutical products with psychoactive properties. These services are provided in the following programs: Administrative; Hospital Services; Community Services.

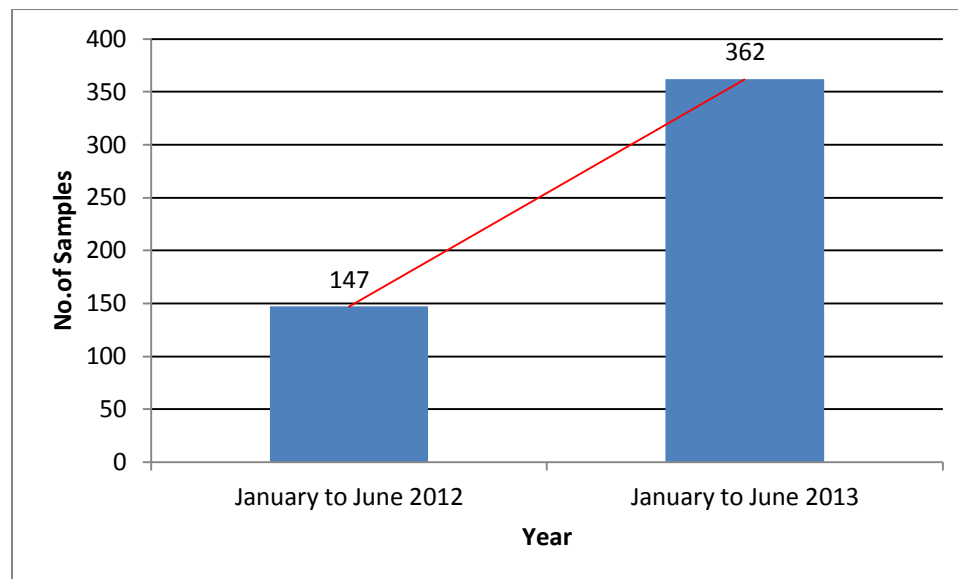
Key Findings

- i. No seizures of chemical precursors by law enforcement authorities during the periods under review.
- ii. No seizures of illicit pharmaceuticals containing controlled drugs by law enforcement authorities during the periods under review.
- iii. No pre-export notifications for controlled chemical substances received by Grenada receive during period under review.

Tests for Presence of Controlled Drugs:

The Produce Chemist Laboratory (PCL) is a multipurpose Government Laboratory. The services provided are analytical (chemical, microbiological, sensory evaluations), product research and development, pilot plant facilities, quality control, technical assistance and training. The Laboratory performs analysis on seized drug materials for the Royal Grenada Police Force and the Ministry of National Security. In 198 it began testing drug samples.

Figure 14:
Number Of Samples Tested For Presence of Drugs;
1 January to 30 June 2012 & 1 January to 30 June 2013



Key Findings

- i. 362 samples of substances were tested for the presence of controlled drugs, for the period 1 January to 30 June 2013 compared to 147 samples for 1 January to 30 June 2012.
- ii. Samples Tested:
 - a. Cannabis: 329 samples
 - b. Cocaine: 33 samples
- iii. All samples were tested positive for the presence of drugs.

APPENDIX 1

GRENDEN INDICATORS

NO.	GRENDEN INDICATORS	OBJECTIVES OF INDICATORS	OFFICERS/ MINISTRIES /DEPARTMENTS RESPONSIBLE FOR COMPLETION OF INDICATORS
1 A	Admissions, Rathdune Psychiatric Unit	To determine the number of persons who had access to care due to problems associated with the consumption of drugs.	Ms. Brenda Jones Rathdune Psychiatric Unit
1 B	Admissions, Carlton House		Ms. Brenda Scott Mr. Gary Cox Carlton House
1 C	Admissions, General Hospital		Ms. Verlina Straker Medical Records Office General Hospital
2	Mortality	To determine the number of drug-related mortality cases caused by problems associated with the consumption of drugs.	Ms. Angella Joseph Epidemiology Unit Ministry of Health

NO.	GRENDEN INDICATORS	OBJECTIVES OF INDICATORS	OFFICERS RESPONSIBLE FOR COMPLETION OF INDICATORS
3	Scope of the Mechanisms for the Control of the Diversion of Pharmaceutical Products and Controlled Chemical Substances	<p>To determine the volumes of seizures in cases of diversion of pharmaceutical products.</p> <p>To determine the number of pre-export notifications received, and approved for imports of controlled chemical substances.</p> <p>To determine the volumes of seizures in cases of diversion of controlled chemical substances.</p>	Ms. Marcelle Belmar Pharmacy Unit Ministry of Health
4	Seizures (Customs)	To determine forfeitures made in connection with drug trafficking.	Ms. Portia Fraser, Customs and Excise Department
5	Seizures, Arrests, Court Cases (Criminal Records Office)	<p>To determine the number of persons involved in cases in the area of controlled drugs, and related matters.</p> <p>To determine forfeitures made in connection to controlled drugs.</p>	Sergeant Toppin Pierre Criminal Records Office Royal Grenada Police Force
6	Criminal Deportees	<p>To determine the number of criminal deportees and the offences committed by these persons prior to deportation.</p> <p>To determine the number of criminal deportees who were arrested for criminal offences, since their deportation.</p>	Sergeant Gason Gill Corporal Sharm Roberts Criminal Investigation Department Royal Grenada Police Force

NO.	GRENDEN INDICATORS	OBJECTIVES OF INDICATORS	OFFICERS RESPONSIBLE FOR COMPLETION OF INDICATORS
7	Financial Crimes	<p>To determine the number of suspicious transactions reported.</p> <p>To determine the number of persons arrested and charged for money laundering offences.</p> <p>To determine the number of extradition requests made and received in the area of money laundering, and drug- related matters.</p>	<p>Asp Tawafa Pierre Financial Intelligence Unit Royal Grenada Police Force</p>
8	Firearms, Ammunition, Explosives, Other Related Materials	<p>To determine the existence of a national database and statistics on seizure and forfeiture of these materials.</p> <p>To demonstrate the link existing between illicit traffic in firearms, ammunition, explosives and other related materials and narcotrafficking.</p>	<p>Sergeant Toppin Pierre Criminal Records Office Royal Grenada Police Force</p>
9	Incarceration	<p>To determine the number of persons who were incarcerated for drug-related offences.</p>	<p>Mr. Kester Charles, Her Majesty's Prisons</p>
10	Tests For Presence of Controlled Drugs	<p>To determine the number of tests conducted for the presence of controlled drugs.</p>	<p>Mr. Erwin Henry Produce Chemist Laboratory Ministry of Agriculture</p>
11	Extent, Patterns And Trends In Drugs	<p>To determine recent trends in drug use, production, trafficking and related issues.</p>	<p>Mr. Dave Alexander Mrs. Elizabeth Japal Drug Control Secretariat</p>

NO.	GRENDA INDICATORS	OBJECTIVES OF INDICATORS	OFFICERS RESPONSIBLE FOR COMPLETION OF INDICATORS
12	Magnitude Of Drug Consumption	<p>To determine the magnitude of drug consumption</p> <p>To determine the nature and extent of the drug situation in Grenada and related matters, based on the findings of research studies.</p>	<p>Mr. Dave Alexander</p> <p>Mrs. Elizabeth Japal</p> <p>Drug Control Secretariat</p>

APPENDIX 2

TABLE 1:
Admissions:
Rathdune Psychiatric Unit;
1 January To 30 June 2012 & 1 January To 30 June 2013

Category	1 January To 30 June 2012	1 January To 30 June 2013	Total	Percentage Change
Admissions				
Males	171	198	369	15.79%
Females	14	9	23	(35.71)%
Total	185	207	392	11.89%
Age Range (Years)				
< 15	0	0	0	0%
15-19	3	1	4	(66.67)%
20-24	22	31	53	40.91%
25-29	20	28	48	40.00%
30-34	34	35	69	2.94%
35-39	16	14	30	12.50%
40 and above	90	98	188	8.89%
Drug Consumed Prior to Admission				
Alcohol	35	24	59	(31.43)%
Tobacco	0	0	0	0%
Marijuana	28	41	69	46.43%
Cocaine	0	2	2	0%
Crack	0	0	0	0%
Poly Drugs (with Cocaine/Crack)	25	20	45	(20.00)%
Poly Drugs (without Cocaine/Crack)	97	120	217	23.71%

TABLE 2:
Admissions:
Carlton House Treatment and Rehabilitation Centre;
1 January To 30 June 2012 & 1 January To 30 June 2013

Category	1 January To 30 June 2012	1 January To 30 June 2013	Total	Percentage Change
Admissions				
Males	4	17	21	325%
Females	2	2	4	0.00%
Total	6	19	25	216.66%
Age Range (Years)				
< 15	0	0	0	0%
15-19	0	3	3	0%
20-24	0	3	3	0%
25-29	1	6	7	500.00%
30-34	2	1	3	50.00%
35-39	0	1	1	0%
40 and above	3	5	8	66.67%
Drug Consumed Prior to Admission				
Alcohol	3	7	10	133.33%
Tobacco	0	0	0	0%
Marijuana	1	9	19	800.00%
Cocaine	0	0	0	0.00%
Crack	2	0	2	(100.00)%
Poly Drugs (with Cocaine/Crack)	0	3	3	0%
Poly Drugs (without Cocaine/Crack)	0	0	0	0.00%

TABLE 3:
Admissions:
General Hospital;
1 January To 30 June 2012 & 1 January To 30 June 2013

Category	1 January To 30 June 2012	1 January To 30 June 2013	Total	Percentage Change
Admissions				
Males	62	88	150	41.94%
Females	13	13	26	0.00%
Total	75	101	176	34.67%
Age Range (Years)				
< 15	2	0	2	(100.00)%
15-19	0	1	1	-
20-24	1	6	7	500.00%
25-29	5	6	11	20.00%
30-34	3	6	9	100.0%
35-39	8	9	17	12.50%
40 and above	56	73	129	30.36%
Drug Consumed Prior to Admission				
Alcohol	72	94	166	30.56%
Tobacco	0	0	0	0.00%
Marijuana	3	4	7	33.33%
Cocaine	0	3	3	0%
Crack	0	0	0	0.00%
Poly Drugs (with Cocaine/Crack)	0	0	0	0.00%
Poly Drugs (without Cocaine/Crack)	0	0	0	0.00%

TABLE 4:
Admissions:
General Hospital;
1 January To 30 June 2012 & 1 January To 30 June 2013

Category	1 January To 30 June 2012	1 January To 30 June 2013	Total	Percentage Change
Admissions				
Alcohol cirrhosis of the liver	0	1	1	100.00%
Alcohol liver disease	11	3	14	(72.73)%
Mental and behavioral disorders due to use of cannabinoids	3	5	8	66.67%
Mental and behavioral disorders due to use of cocaine	0	1	1	10.00%
Total	14	10	24	(28.57)%

Table 5:

**Scope Of Mechanisms For The Control Of The Diversion
Of Pharmaceutical Products And Controlled Substances;
1 January To 30 June 2012 & 1 January To 30 June 2013**

Category	1 January To 30 June 2012	1 January To 30 June 2013	Total	Percentage Change
Seizures				
Number of seizures of pharmaceutical drugs containing controlled substances	0	0	0	0.00%
Number of seizures chemical precursors	0	0	0	0.00%

TABLE 6:
Arrests By Age & Nationality;
1 January To 30 June 2012 & 1 January To 30 June 2013

Category	1 January To 30 June 2012	1 January To 30 June 2013	Total	Percentage Change
Arrests				
Males	413	255	668	(38.26)%
Females	33	11	44	(66.67)
Total	446	266	712	(40.36)%
Age Range (Years)				
< 15	0	0	0	0.00%
15-19	40	20	60	(50.00)%
20-24	105	51	156	(51.43)%
25-29	86	71	157	(17.44)%
30-34	65	54	119	(16.92)%
35-39	38	30	68	(21.05)%
40 and above	107	35	142	(67.29)%
Age unknown	5	5	10	0.00%
Nationality				
Grenadian	434	244	678	(43.78)%
Jamaican	3	0	3	(100.00)%
Venezuelan	1	0	1	(100.00)%
Vincentian	8	16	24	100.00%
American	0	2	2	200.00%
Canadian	0	2	2	200.00%
Barbadian	0	2	2	200.00%

TABLE 7:
Arrests By Types Of Offences;
1 January To 30 June 2012 & 1 January To 30 June 2013

Category	1 January To 30 June 2012	1 January To 30 June 2013	Total	Percentage Change
Offences				
Possession of marijuana	253	175	428	(30.83)%
Cultivation of marijuana	21	11	32	(47.62)%
Possession of cocaine	21	10	31	(52.38)%
Trafficking	25	26	51	4.00%
Possession with intent to supply	98	33	131	(66.33)%
Possession of apparatus	19	7	26	(63.16)%
Possession within 100 yards of school	5	0	5	(100.00)%
Handling a controlled drug	0	3	3	0%
Doing an act preparatory to drug trafficking	1	1	2	0.00%
Misuse of a controlled drug	2	0	2	(100.00)%
Conspiracy to traffic	1	1	2	0.00%

TABLE 8:

**Arrests Of Persons Twenty Years & Under;
1 January To 30 June 2012 & 1 January To 30 June 2013**

Category	1 January To 30 June 2012	1 January To 30 June 2013	Total	Percentage Change
<i>Offences Committed By Persons Under Twenty Years Who Were Arrested</i>				
Possession of marijuana	34	11	45	(67.65)%
Possession of cocaine	1	4	5	300.00%
Trafficking	2	0	2	(100.00)%
Possession with intent to supply	19	0	19	(100.00)%
Possession within 100 yards of school	0	0	0	0.00%

TABLE 9:
Drug Seizures;
1 January To 30 June 2012 & 1 January To 30 June 2013

Category	1 January To 30 June 2012	1 January To 30 June 2013	Total	Percentage Change
Seizures				
Cocaine hydrochloride	1.74625 kg	2.3928 kg	4.13905 kg	37.02%
Crack	316 g	199 g	515 kg	(37.03)
Cannabis plants	5,223 un	2,248 un	7,471 un	(56.96)%
Cannabis	541.851 kg	1,288.8 kg	1,830.651 kg	137.85%
Cannabis cigarettes	1,849 un	517 un	1,878.349 un	(72.04)%
Cannabis seeds	0 g	29.349	517 g	0%

TABLE 10:

**Criminal Deportees;
1 January To 30 June 2012 & 1 January To 30 June 2013**

Category	1 January To 30 June 2012	1 January To 30 June 2013	Total	Percentage Change
<i>Criminal Deportees</i>				
Males	10	7	17	(30.00)%
Females	0	0	0	0.00%
Total	10	7	17	(30.00)%
<i>Age Range (Years)</i>				
< 15	0	0	0	0.00%
15-19	0	0	0	0.00%
20-24	4	0	4	(100.00)%
25-29	2	0	2	(100.00)%
30-34	0	1	1	0%
35-39	2	0	2	(100.00)%
40 and above	2	6	8	200.00%
<i>Country of Deportation</i>				
United States of America	1	2	3	100.00%
Canada	4	3	7	(25.00)%
St. Vincent and the Grenadines	0	1	1	0%
Dominican Republic	1	0	1	(100.00)%
St. Maarten	3	0	3	(100.00)%
Trinidad and Tobago	1	1	2	0%

TABLE 11:
Financial Crimes;
1 January To 30 June 2012 & 1 January To 30 June 2013

Category	1 January To 30 June 2012	1 January To 30 June 2013	Total	Percentage Change
Financial Crimes				
Arrests based on Investigations undertaken due to reports of suspicious transactions	7	2	9	(71.43)%
Number of criminal procedures initiated based on other investigations of cases relating to money laundering	7	0	7	(100.00)%
Number of persons tried	3	2	5	(33.33)%
Number of persons convicted	3	2	5	(33.33)%
Number of reports of Suspicious Transactions (RST) to the Financial Intelligence Unit (FIU)	88	123	211	39.77%
Number of money laundering cases	5	0	5	(100.00)%

TABLE 12:

**Firearms & Ammunition Forfeited In Narcotrafficking Cases;
1 January To 30 June 2012 & 1 January To 30 June 2013**

Category	1 January To 30 June 2012	1 January To 30 June 2013	Total	Percentage Change
<i>Firearms and Ammunition In Narcotrafficking Cases</i>				
Quantity of firearms seized In narcotrafficking cases	0	3	3	0%
Quantity of ammunition seized In narcotrafficking cases	0 rounds	21 rounds	21	0%
Number of persons arrested for firearms offences in relation to narcotrafficking cases	0	0	0	0%

TABLE 13:

**Incarceration By Age & Nationality;
1 January To 30 June 2012 & 1 January To 30 June 2013**

Category	1 January To 30 June 2012	1 January To 30 June 2013	Total	Percentage Change
<i>Incarceration</i>				
Males	22	21	43	(4.55)%
Females	0	1	1	100.00%
Total	22	22	44	0%
<i>Age Range (Years)</i>				
< 15	0	0	0	0%
15-19	2	2	4	0%
20-24	2	3	5	50.00%
25-29	7	8	15	14.29%
30-34	4	2	6	(50.00)%
35-39	1	2	3	100.00%
40 and above	6	5	11	(16.67)%
<i>Nationality</i>				
Grenadian	21	19	40	(9.52)%
Venezuelan	0	0	0	0%
Vincentian	1	2	3	100.00%
British	0	0	0	0%
American	0	1	1	0%

TABLE 14:

**Incarceration By Drug Offences;
1 January To 30 June 2012 & 1 January To 30 June 2013**

Category	1 January To 30 June 2012	1 January To 30 June 2013	Total	Percentage Change
<i>Convictions</i>				
Possession of a controlled drug	14	19	33	35.71%
Cultivation of a controlled drug	1	1	2	0.00%
Possession of apparatus	5	1	6	(80.00)%
Trafficking	2	1	3	(50.00)%

**TABLE 15:
Tests For Presence Of Controlled Drugs;
1 January To 30 June 2012 & 1 January To 30 June 2013**

Category	1 January To 30 June 2012	1 January To 30 June 2013	Total	Percentage Change
<i>Type of Drug Tested</i>				
Cannabis(Dried Plant Material)	140 samples	326 samples	466	132.86%
Cannabis Plants	0 samples	2 samples	2	0%
Cannabis Seeds	0 samples	1 sample	1	0%
Cocaine Hydrochloride	7 samples	33 samples	40	371.43%
<i>Total</i>	<i>147 samples</i>	<i>362 samples</i>	<i>509</i>	<i>146.26%</i>

***Drug Control Secretariat
21 January 2014***