


**Statistical Analysis:
Incidents of Domestic Violence in Grenada,
in which the
Consumption of Drugs was Identified,
2012 to 2016**



**Dave Alexander
Drug Control Officer
Drug Control Secretariat
May 2017**



Author:

Dave Alexander, Drug Control Officer, Drug Control Secretariat

Published by:

Drug Control Secretariat
Ministry of Education, Human Resource Development and The Environment
Botanical Gardens
Tanteen
St. George's
Grenada

Telephone: 1-473-440-7911

E-mail: drugcontrolgda@gmail.com

Website: www.gov.gd/ncodc.html

May 2017

Data from this publication may be reproduced with acknowledgement from source.

Reference as:

Statistical Analysis of Incidents of Domestic Violence in Grenada, in which the Consumption of Drugs was Reported, 2012 to 2016

Designed by the Drug Control Secretariat

Disclaimer:

All reasonable precautions have been taken by the Drug Control Secretariat, to verify the information contained in this publication. The statistics used to prepare the analysis was provided by the Criminal records office, Royal Grenada Police Force. However, the published material is being distributed without warranty of any kind, either expressed or implied. The responsibility for the interpretation and use of the material lies with the reader.

Contents

Acknowledgements.....	vii
Introduction.....	1
Definitions.....	1
Description of Current Situation.....	3
An Eye-Witness Account of Domestic Violence.....	3
Literature Review.....	4
Legislative Framework.....	4
Treaties, Conventions, Agreements.....	5
National Response.....	5
Statistics on Domestic Violence, 2012 to 2016.....	6
Domestic Violence and Homicides.....	8
Domestic Violence and Children.....	9
Statistics: Incidents of Domestic Violence, in Which the Consumption of Drugs was Identified, 2012 to 2016.....	12
Offences in relation to Domestic Violence which were Committed by Alleged Offenders.....	12
Types of Abuses Committed by Alleged Offenders.....	13
Weapons Used by Alleged Offenders.....	13
Statistics on Incidents of Domestic Violence, in Which the Consumption of Drugs was Identified, by Year, 2012, 2013, 2014, 2015, 2016.....	21
Statistical Analysis, 2012.....	22
Statistical Analysis, 2013.....	24
Statistical Analysis, 2014.....	26

Statistical Analysis, 2015	28
Statistical Analysis, 2016	30
Limitations	32
References	33

List of Tables

Table 1. Alleged Offenders Arrested and Charged for

Table 2. Victims of Domestic Violence, 2012 to 2016

Table 3. Alleged Offenders of Domestic Violence-related Homicides, 2012 to 2016

Table 4. Victims of Domestic Violence-related Homicides, 2012 to 2016

Table 5. Children who were Victims of Offences in relation to Domestic Violence, in cases where the Consumption of Drugs was Reported, by Age Range and Gender (Males & Females), 2012 to 2016

Table 6. Children who were Victims of Offences in Relation to Domestic Violence, in cases where the Consumption of Drugs was Reported, by Age Range and Gender (Males), 2012 to 2016

Table 7. Children who were Victims of Offences in Relation to Domestic Violence, in cases where the Consumption of Drugs was Reported, by Age Range and Gender (Females), 2012 to 2016

Table 8. Alleged Offenders Arrested and Charged for Offences Associated with Domestic Violence, in which the Consumption of Drugs was Reported, by Age Range and Gender (Males & Females), 2012 to 2016

Table 9. Victims of Offences in Relation to Domestic Violence, in cases where the Consumption of Drugs was Reported, by Gender (Males & Females), 2012 to 2016

Table 10. Relationship of Alleged Offenders Arrested and Charged for Offences in Relation to Domestic Violence, to Victims, in cases where the Consumption of Drugs was Reported, 2012 to 2016

Table 11. Alleged Offenders Arrested and Charged for Offences in Relation to Domestic Violence, in which the Consumption of Drugs was Reported, by Age Range and Gender (Males & Females), 2012 to 2016

Table 12. Victims of Offences in Relation to Domestic Violence, in which the Consumption of Drugs was Reported, by Age Range and Gender (Males & Females), 2012 to 2016

Table 13. Alleged Offenders Arrested and Charged for Offences in Relation to Domestic Violence, in which the Consumption of Drugs was Reported, by Types of Drugs, Age Range and Gender, (Males), 2012 to 2016

Table 14. Alleged Offenders Arrested and Charged for Offences in Relation to Domestic Violence, in which the Consumption of Drugs was Reported, by Types of Drugs, Age Range and Gender, (Females), 2012 to 2016

Table 15. Alleged Offenders Arrested and Charged for Offences in Relation to Domestic Violence, in which the Consumption of Drugs was Reported, by Types of Drugs, Age Range and Gender, (Males & Females), 2012 to 2016

Table 16. Alleged Offenders Arrested and Charged for Offences in Relation to Domestic Violence, in which the Consumption of Drugs was Reported, by Types of Drugs, Age Range & Gender Not Reported, 2012 to 2016

Table 17. Alleged Offenders Arrested and Charged for Offences in Relation to Domestic Violence, in which the Consumption of Drugs was Reported, by Age Range and Gender (Males & Females), 2012

Table 18. Victims of Offences in Relation to Domestic Violence, in which the Consumption of Drugs was Reported, by Age Range and Gender (Males & Females), 2012

Table 19. Alleged Offenders Arrested and Charged for Offences in Relation to Domestic Violence, in which the Consumption of Drugs was Reported, by Types of Drugs, Age Range and Gender, (Males), 2012

Table 20. Alleged Offenders Arrested and Charged for Offences in Relation to Domestic Violence, in which the Consumption of Drugs was Reported, by Types of Drugs, Age Range and Gender, (Females), 2012

Table 21. Alleged Offenders Arrested and Charged for Offences in Relation to Domestic Violence, in which the Consumption of Drugs was Reported, by Types of Drugs, Age Range and Gender, (Males & Females), 2012

Table 22. Alleged Offenders Arrested and Charged for Offences in Relation to Domestic Violence, in which the Consumption of Drugs was Reported, by Age Range and Gender (Males & Females), 2013

Table 23. Victims of Offences in Relation to Domestic Violence, in which the Consumption of Drugs was Reported, by Age Range and Gender (Males & Females), 2013

Table 24. Alleged Offenders Arrested and Charged for Offences in Relation to Domestic Violence, in which the Consumption of Drugs was Reported, by Types of Drugs, Age Range and Gender, (Males), 2013

Table 25. Alleged Offenders Arrested and Charged for Offences in Relation to Domestic Violence, in which the Consumption of Drugs was Reported, by Types of Drugs, Age Range and Gender, (Females), 2013

Table 26. Alleged Offenders Arrested and Charged for Offences in Relation to Domestic Violence, in which the Consumption of Drugs was Reported, by Types of Drugs, Age Range and Gender, (Gender Not Reported), 2013

Table 27. Alleged Offenders Arrested and Charged for Offences in Relation to Domestic Violence, in which the Consumption of Drugs was Reported, by Types of Drugs and Age Range, 2013

Table 28. Alleged Offenders Arrested and Charged for Offences in Relation to Domestic Violence, in which the Consumption of Drugs was Reported, by Age Range and Gender (Males & Females), 2014

Table 29. Victims of Offences in Relation to Domestic Violence, in which the Consumption of Drugs was Reported, by Age Range and Gender (Males & Females), 2014

Table 30. Alleged Offenders Arrested and Charged for Offences in Relation to Domestic Violence, in which the Consumption of Drugs was Reported, by Types of Drugs, Age Range and Gender, (Males), 2014

Table 31. Alleged Offenders Arrested and Charged for Offences in Relation to Domestic Violence, in which the Consumption of Drugs was Reported, by Types of Drugs, Age Range and Gender, (Females), 2014

Table 32. Alleged Offenders Arrested and Charged for Offences in Relation to Domestic Violence, in which the Consumption of Drugs was Reported, by Types of Drugs, Age Range and Gender, (Males & Females), 2014

Table 33. Alleged Offenders Arrested and Charged for Offences in Relation to Domestic Violence, in which the Consumption of Drugs was Reported, by Age Range and Gender (Males & Females), 2015

Table 34. Victims of Offences in Relation to Domestic Violence, in which the Consumption of Drugs was Reported, by Age Range and Gender (Males & Females), 2015

Table 35. Alleged Offenders Arrested and Charged for Offences in Relation to Domestic Violence, in which the Consumption of Drugs was Reported, by Types of Drugs, Age Range and Gender, (Males), 2015

Table 36. Alleged Offenders Arrested and Charged for Offences in Relation to Domestic Violence, in which the Consumption of Drugs was Reported, by Types of Drugs, Age Range and Gender, (Females), 2015

Table 37. Alleged Offenders Arrested and Charged for Offences in Relation to Domestic Violence, in which the Consumption of Drugs was Reported, by Types of Drugs, Age Range and Gender, (Males & Females), 2015

Table 38. Alleged Offenders Arrested and Charged for Offences in Relation to Domestic Violence, in which the Consumption of Drugs was Reported, by Age Range and Gender (Males & Females), 2016

Table 39. Victims of Offences in Relation to Domestic Violence, in which the Consumption of Drugs was Reported, by Age Range and Gender (Males & Females), 2016

Table 40. Alleged Offenders Arrested and Charged Offences in Relation to Domestic Violence, in which the Consumption of Drugs was Reported, by Types of Drugs, Age Range and Gender, (Males), 2016

Table 41. Alleged Offenders Arrested and Charged for Offences in Relation to Domestic Violence, in which the Consumption of Drugs was Reported, by Types of Drugs, Age Range and Gender, (Females), 2016

Table 42. Alleged Offenders Arrested and Charged for Offences in Relation to Domestic Violence, in which the Consumption of Drugs was Reported, by Types of Drugs, Age Range and Gender, (Males & Females), 2016

List of Figures

Figure 1. An Eye Witness Account of Domestic Violence, 1988

Figure 2. Alleged offenders arrested and charged for offences associated with domestic violence, by year and gender, (males & females), 2012 to 2016

Figure 3. Alleged offenders arrested and charged for offences associated with domestic violence by year, 2012 to 2016

Figure 4. Victims of Domestic Violence, 2012 to 2016

Figure 5. Children who were victims of offences in relation to domestic violence, in cases where the consumption of drugs was reported, by age range and gender (males & females), 2012 to 2016

Figure 6. Alleged offenders arrested and charged for offences in relation to domestic violence, in which the consumption of drugs was reported, by age range and gender (males & females), by year, 2012 to 2016

Figure 7. Alleged offenders arrested and charged for offences in relation to domestic violence, in which the consumption of drugs was reported, by age range and gender (males & females), , 2012 to 2016

Figure 8. Victims of offences in relation to domestic violence, in which the consumption of drugs was reported, by age range), 2012 to 2016

Figure 9. Alleged offenders arrested and charged for offences in relation to domestic violence, in which the consumption of drugs was reported, by age range and gender (males & females), 2012, 2013, 2014, 2015, 2016

Acknowledgements

The Drug Control Secretariat extends its appreciation to the following Officers, Government Ministries and Departments, who provided statistical data and technical advice for the preparation of this document

Ministry of Social Development and Housing

Royal Grenada Police Force

Mr. Toppin Pierre, Sergeant, Criminal Records Office, Royal Grenada Police Force

Mrs. Elaine Henry-McQueen, Senior Programme Officer (for Gender and Family Affairs), Ministry of Social Development and Housing

Ms. Jicinta Alexis, Gender Analyst, Ministry of Social Development and Housing

Ms. Jacqueline Pascal, Project Coordinator, Grenada National Organization of Women

**Statistical Analysis:
Incidents of Domestic Violence in Grenada,
in which the Consumption of Drugs was Reported,
2012 to 2016**

Introduction

This paper presents statistical data on incidents of domestic violence, which were reported to the Royal Grenada Police Force (RGPF) between 2012 and 2016, in which the use of drugs was reported, detected, or identified by the RGPF, during its investigation of the said incidents. It also presents data on domestic violence and homicides, and children who were victims of domestic violence.

This paper does not identify determinant factors which led to incidents of domestic violence, nor does it determine the roles of the persons involved. No recommendations are presented to address these incidents.

Definitions

Alleged offender means to any person at the scene of an incident of domestic violence, whom a Police Officer reasonably suspects of having committed an act of domestic violence.

Child¹ means a person under the age of eighteen years who—

- (a) normally resides with the applicant, whether or not the child is a child of the applicant and the respondent, or either of them;
- (b) is an adopted child, a stepchild, a child who is treated as a child of the family;
- (c) is related by consanguinity or affinity, to either the applicant or the respondent;
- (d) (d) is in the care and protection of the applicant or the respondent;
- (e) (e) is a person of whom either the applicant or the respondent is a guardian; or
- (f) is, or was, a member of a shared household; and
- (g) (g) is not a person who is, or was married;

Domestic violence² means any controlling or abusive behaviour that harms the health, safety or well-being of a person or any child, and includes but is not limited to the following—

- (a) physical abuse or threats of physical abuse;

¹ Domestic Violence Act No. 19, 2010, Grenada

² Domestic Violence Act No. 19, 2010, Grenada

- (b) sexual abuse or threats of sexual abuse;
- (c) emotional, verbal or psychological abuse;
- (d) economic abuse;
- (e) intimidation;
- (f) harassment;
- (g) stalking;
- (h) damage to or destruction of property; or
- (i) entry into the applicant's residence without consent, where the parties do not share the same residence.

Victim³ means any person who alleges to have been subjected to an act of domestic violence

Description of Current Situation

An Eye Witness Account of Domestic Violence

‘She stood there all alone, well, not quite alone. Her male companion was there, but not to love and protect her. She stood still, unflinching, her arms hung listlessly at her side, as he rained physical blows on her. It seemed that all sound had vanished from her; she did not sob, she did not plead, she did not ask any questions. Sounds failed to emanate from her. She stood there powerless, rooted by fear, as her lover continued to beat her into submission. He had accomplished his mission because she had already submitted to the merciless physical violence he vented on her.

Momentarily, I was halted by fear, and trepidation. A sigh, or gasp failed me. I also became soundless. It was the first time I had witnessed such a scene. I foolishly thought that he was just beating her. I did not know that it was domestic violence. I also was powerless; I was unable to intervene and put an end to this nightmare. There were no mobile phones, no social media I could use to send out a distress signal. It was 1988, and 1:00 a.m. As I shook off the fear, I quickened my footsteps, to escape this hellish situation. I escaped the scene, but she was trapped and remained there

It’s now twenty-nine years later. I don’t know whether she survived the ordeal; I don’t know if she reported the matter to anyone; I don’t know whether he had an encounter with the justice system for the harm he inflicted on his lover.

Sadly, I don’t know whether that was the last occasion he engaged in such despicable acts, or how many more nights she stood alone, unflinching and soundless, subjected to the brutal force of her lover. It took me twenty-nine years to discover that what I witnessed was domestic violence.’

Figure 2. An Eye Witness Account of Domestic Violence, 1988.

Literature Review

Domestic violence (DV) is a serious problem and in recent years a large amount of emphasis has been put on prevention, protection and justice (Cho 2011). The National Society for the Prevention of Cruelty to Children (NSPCC 2012) in Britain has identified that African-Caribbean women live with high levels of abuse over long periods, with the majority experiencing daily abuse before separation. Reports indicate that several of incidents of DV occurs daily in homes. The evidence suggests that the sanctuary of the home may also be a place of peril, incubating horrendous acts of violence (West Indian Medical Journal, 2010).

Reports emanating from the Domestic Violence Unit of the Ministry of Social Development and Housing, the Grenada National Organization of Women (GNOW and the Legal Aid and Counselling Clinic, indicate that domestic violence, and in particular domestic violence against women is of grave concern. The view has been expressed that domestic violence is prevalent and under reported.

Substance use is a factor in many cases of domestic violence, either for the abusive partner, the person being abused or both (Soper, 2014). While substance use does not cause domestic violence, it is generally agreed that there is a correlation between the two issues. Studies have shown that there is frequent high prevalence of alcohol and other drug use, prior to or during incidents of domestic violence. Regular alcohol use is one of the leading factors for domestic violence and also intimate partner violence (IPV). Studies show that more than twenty percent of male perpetrators report using alcohol and/or illicit drugs prior to the most recent and severe acts of violence. Substance abuse has been found to co-occur in 40-60% of IPV incidents across various studies (Soper, 2014).

The Jamaica Observer Newspaper in Jamaica (May 2017), reported that substance abuse is a high-risk factor for violence against women and girls. Substance use can also increase the risk of persons becoming both perpetrator and victims of domestic violence. Further, the victims of domestic violence may even begin to consume drugs, as a means of coping with the violence. International studies show that eighty-seven percent of domestic violence program directors agree with the statement that the risk of intimate partner violence increases when both partners abuse drugs or alcohol.

Data exists in Grenada to support incidents of domestic violence associated with substance use, particularly alcohol. The Royal Grenada Police Force and other local Organizations have reported such incidents. Some of this data is presented in this paper.

Legislative Framework

Domestic violence is criminalized in Grenada, through various pieces of legislation. These include: Domestic Violence Act (2010), Criminal Code Cap 1 (1990 Continuous Revised Edition, and The Criminal Code Amendment Act (2012).

The Domestic Violence Act, which came into force on May 16, 2011, has provided the mechanism for an improved response to the issue of domestic violence and related concerns. It

also protects anyone who has an intimate relationship with someone of the opposite sex. This includes women and men who: are currently married to each other; are living together as partners, though not legally married; are the parents of a child, and are family members related by blood, marriage or adoption;

Treaties, Conventions, Agreements

Grenada is signatory to several Conventions regarding domestic violence and related matters. These include: Convention on the Elimination of all Forms of Discrimination Against Women (CEDAW), (1990), The 1995 Beijing Declaration and Platform for Action, the Inter American Convention on the Prevention, Punishment and Eradication of Violence (Belem do Para).

National Response

Several NGO's respond to the issue of domestic violence and have initiated intervention measures to address the subject. These organizations include: Grenada National Organizations of Women (GNOW), Legal Aid and Counselling Clinic LACC), Grenada National Coalition on the Rights of the Child (GNCRC), Inter-Agency Group of Development Organizations (IAGDO), and the Grenada Human Rights Organization (GHRO). They have partnered with regional and international organizations including the United Nations, to conduct such programmes.

The Government of Grenada's response is led primarily by the Domestic Violence Unit, of the Ministry of Social Development and Housing. The Domestic Violence Unit was established in 2003 to address the increasing incidence of domestic violence occurring in the State. According to the Government of Grenada's website (www.gov.gd), the main goal of the Domestic Violence Unit is to provide protection and support structures to effectively address issues of domestic violence within the State. Its objectives include:

- i. To adequately address various issues of domestic violence and other forms of abuse on a national level;
- ii. To heighten public awareness of domestic violence, and
- iii. To provide educational programmes nation-wide on the root causes of domestic violence, its effects on the individual and families with an emphasis on prevention

The Domestic Violence Unit was renamed in 2013 to the Gender-Based Violence (GBV) Unit; and the mandate was expanded to address other forms of GBV, in particular sexual violence.

The Royal Grenada Police Force (RGPF), which is responsible for enforcing laws in Grenada, and the Ministry of Education, Human Resource Development and The Environment, also play an active role in conducting education programmes on the subject of domestic violence.

Statistics on Domestic Violence, 2012 to 2016

Tables (1 & 2) show the number of alleged offenders arrested and charged by the Royal Grenada Police Force for offences in relation to domestic violence, and victims of domestic violence, between 2012 and 2016.

Table 2.

Alleged Offenders Arrested and Charged for Offences in Relation to Domestic Violence, 2012 to 2016

Year	Males	Females	Total
2012	26	3	29
2013	334	62	396
2014	476	85	561
2015	588	114	702
2016	737	133	870
Total	2,161	397	2,558

Source: Criminal Records Office, Royal Grenada Police Force

The year 2016 recorded the highest number of alleged offenders (males and females) who were arrested and charged for offences associated with domestic violence; 870 alleged offenders were arrested and charged by the Royal Grenada Police Force. (Table 1)

Eighty-four (84) percent of alleged offenders arrested and charged for offences associated with domestic violence in Grenada were males (Figure 2), while sixteen (16) percent of alleged offenders were females.

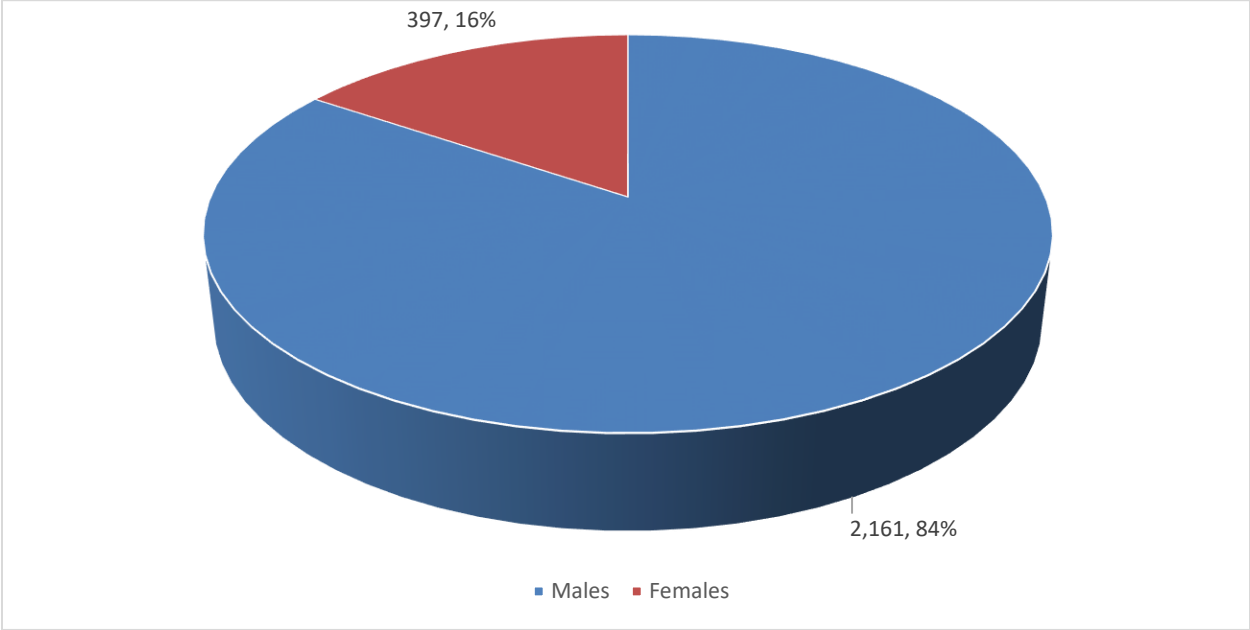


Figure 2. Alleged offenders arrested and charged for offences associated with domestic violence, by year and gender, (males & females), 2012 to 2016.

Thirty-four (34) percent of all alleged offenders for domestic violence during the period 2012 to 2016, were arrested and charged in 2016 (Figure 3).

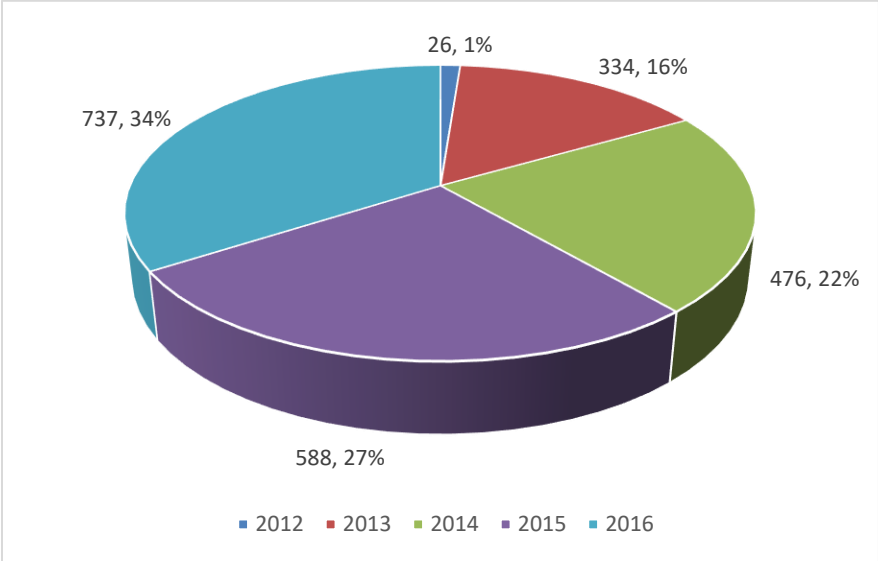


Figure 3. Alleged offenders arrested and charged for offences associated with domestic violence by year, 2012 to 2016.

Table 2. Victims of Domestic Violence, 2012 to 2016

Year	Males	Females	Total
2012	6	23	29
2013	88	308	396
2014	159	402	561
2015	214	488	702
2016	270	600	870
Total	737	1,821	2,558

Source: Criminal Records Office, Royal Grenada Police Force

Two thousand, five hundred and fifty-eight persons (2,558) were victims of domestic violence between 2012 and 2016; this comprised seven hundred and thirty-seven (737) males and one thousand, eight hundred and twenty-one (1,821) females.

Seventy-one (71) percent of victims of domestic violence were females, while twenty-nine (29) percent were males (Figure 4).

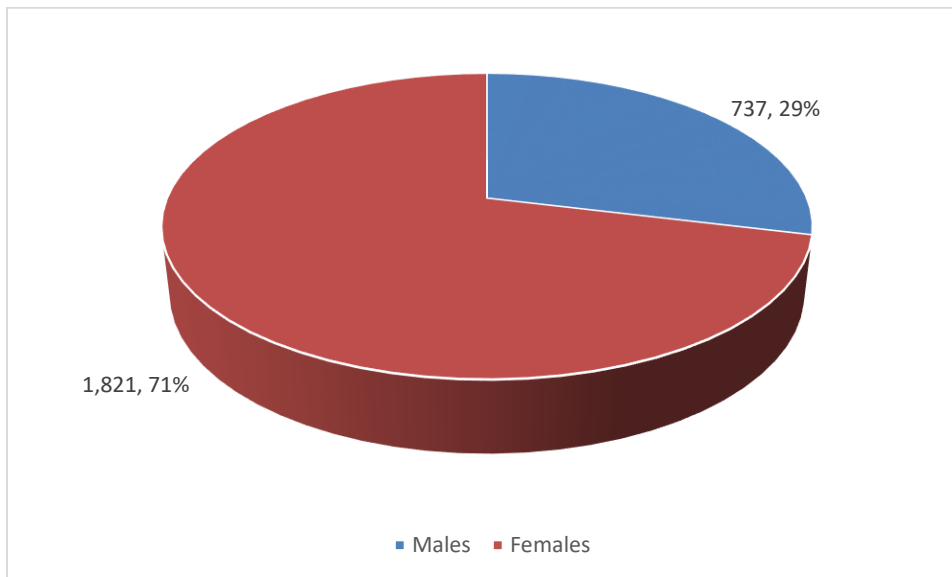


Figure 4. Victims of Domestic Violence, 2012 to 2016.

Domestic Violence and Homicides

Incidents of homicides which are directly attributable to domestic violence, is usually preceded by a history of violence. In many cases, persons, particularly women, who were victims of

domestic homicides, had encountered domestic violence repeatedly. These homicides tend to be the end result of a history of domestic violence.

Grenada recorded ten (10) homicides in relation to domestic violence, for the period 2012 to 2016. These acts were committed by males.

Nine victims of homicides in relation to domestic violence were females, and one was a male.

Tables 3 and 4 present statistics on the number of homicides in relation to domestic violence, for the years 2012 to 2016.

Table 3.
Alleged Offenders of Domestic Violence-related Homicides, 2012 to 2016

Year	Males	Females	Total
2012	3	0	3
2013	1	0	1
2014	4	0	4
2015	1	0	1
2016	1	0	1
Total	10	0	10

Source: Criminal Records Office, Royal Grenada Police Force

Alcohol consumption by the alleged offender was reported in one of the incidents in 2012

Table 4.
Victims of Domestic Violence-related Homicides, 2012 to 2016

Year	Males	Females	Total
2012	0	3	3
2013	0	1	1
2014	1	3	4
2015	0	1	1
2016	0	1	1
Total	1	9	10

Source: Criminal Records Office, Royal Grenada Police Force

Domestic Violence and Children

Children who are exposed to domestic violence can experience physical, emotional, mental, and social damages that can affect their developmental growth. These damages can be very traumatic and stressful and long-lasting.

According to data provided by the Royal Grenada Police Force, One hundred and seventeen (117) children, that is, persons under the age of eighteen years, were victims of domestic violence between 2012 and 2016. Eighty-five (85) of these victims were females, and thirty-two (32) were males.

Thirteen (13) victims were less than ten years old, while one hundred and four (104) were between ages ten to eighteen years.

Tables 5 to 7 present statistics on the number of children who were victims of domestic violence between 2012 to 2016.

Table 5.
Children who were Victims of Offences in relation to Domestic Violence, in cases where the Consumption of Drugs was Reported, by Age Range and Gender (Males & Females), 2012 to 2016

Year	Age		Total
	<10 years	10 to 17 years	
2012	0	0	0
2013	6	19	25
2014	1	27	28
2015	2	19	21
2016	4	39	43
Total	13	104	117

Source: Criminal Records Office, Royal Grenada Police Force

Eighty-nine (89) percent of all children who were victims of domestic violence during the period 2012 to 2016 were between ages ten to seventeen years; eleven (11) percent were under ten years (Figure 5).

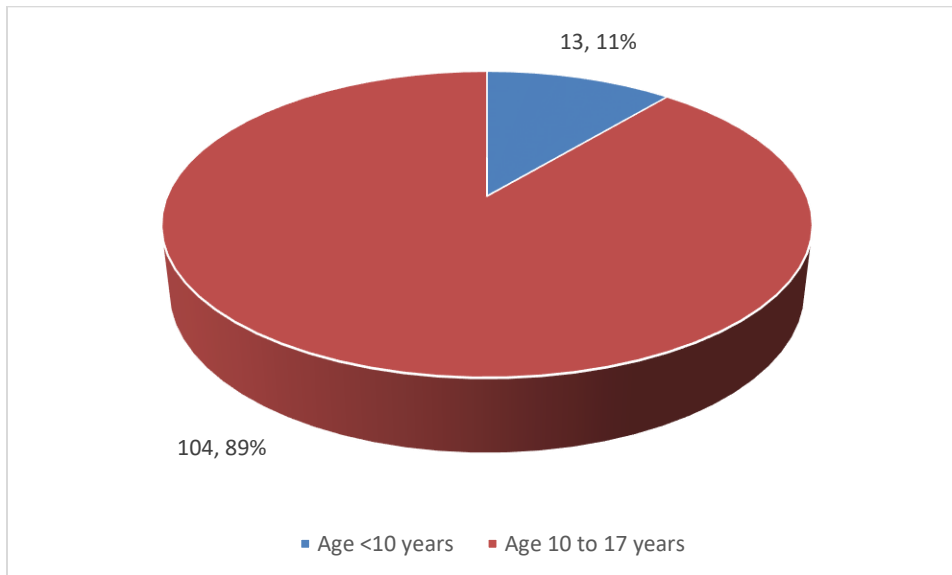


Figure 5. Children who were victims of offences in relation to domestic violence, in cases where the consumption of drugs was reported, by age range and gender (males & females), 2012 to 2016.

Table 6.

Children who were Victims of Offences in Relation to Domestic Violence, in cases where the Consumption of Drugs was Reported, by Age Range and Gender (Males), 2012 to 2016

Year	Age		Total
	<10 years	10 to 17 years	
2012	0	0	0
2013	2	5	7
2014	1	9	10
2015	0	7	7
2016	0	8	8
Total	3	29	32

Source: Criminal Records Office, Royal Grenada Police Force

Table 7.

Children who were Victims of Offences in Relation to Domestic Violence, in cases where the Consumption of Drugs was Reported, by Age Range and Gender (Females), 2012 to 2016

Year	Age		Total
	<10 years	10 to 17 years	
2012	0	0	0
2013	4	14	18
2014	0	18	18
2015	2	12	14
2016	4	31	35
Total	10	75	85

Source: Criminal Records Office, Royal Grenada Police Force

The consumption of alcohol by the alleged offenders was reported in two of these incidents in 2014.

**Statistics: Incidents of Domestic Violence,
In Which the Consumption of Drugs was Identified,
2012 to 2016**

The Royal Grenada Police Force maintains records on incidents of domestic violence, in which the consumption of drugs was determined. This document does not seek to ascertain what role, if any, the consumption of drugs contributed to the domestic violence.

The data presented hereafter, indicate the incidents of domestic violence in which the consumption of drugs, namely alcohol and cannabis, was reported, for the period 2012 to 2016.

- i. Sixty-five (65) alleged offenders (56 males, 7 females, 2 gender not reported) were arrested and charged for commission of offences associated with domestic violence between 2012 and 2016.
- ii. Seventeen (17) victims of domestic violence were males, and forty-eight (48) were females.
- iii. Forty-two (42) percent of the persons arrested and charged were 40 years and over.
- iv. Forty-nine (49) percent of the victims were 40 years and over.
- v. Alcohol consumption was reported on ninety-six (96) percent of the males arrested and charged; cannabis consumption was four (4) percent
- vi. Alcohol consumption was reported on seventy-one (72) percent of the females arrested and charged; cannabis consumption and the use of painkillers were fourteen (14) percent each.
- vii. Cannabis consumption was reported in three cases, by the alleged offenders; two males and one female.
- viii. Seventeen (17) males who were arrested and charged were husbands, nine (9) males were boyfriends and six (6) were ex-boyfriends.
- ix. Twenty (20) of the reported incidents of domestic violence, occurred between 6:00 a.m., and 6:00 p.m.
- x. Forty-five (45) of the reported incidents occurred between 6.01 p.m., to 5:59 a.m.

Offences in relation to Domestic Violence which were Committed by Alleged Offenders

- i. assault⁴
- ii. assault with a deadly instrument

⁴ Assault, and assault with a dangerous weapon were the main offences for which alleged offenders were arrested and charged.

- iii. assault with dangerous weapon
- iv. causing harm
- v. damage to property
- vi. disorderly behavior
- vii. insulting language
- viii. obscene language
- ix. stealing
- x. stealing and assault
- xi. threatening and obscene language
- xii. threatening language
- xiii. threatening to property
- xiv. throwing stones
- xv. unlawful entry and insulting language
- xvi. violent language

Types of Abuses Committed by Alleged Offenders

Abuses committed by the alleged offenders against their victims can be classified accordingly:

- i. Emotional
- ii. Financial
- iii. Physical⁵
- iv. Physical and verbal
- v. Psychological
- vi. Sexual
- vii. Verbal

Weapons Used by Alleged Offenders

The following weapons were used by the alleged offenders in the commission of the offences against their victims:

- i. Baby bottle
- ii. Cushion
- iii. Cutlass⁶
- iv. Hand
- v. Iron
- vi. Mouth
- vii. Scissors
- viii. Stone
- ix. Toothbrush
- x. Wire
- xi. Wood

⁵ Physical abuse was the most prevalent type of abuse perpetrated by the alleged offenders.

⁶ Cutlass and the hand were the most prevalent weapons used.

Table 8.

Alleged Offenders Arrested and Charged for Offences Associated with Domestic Violence, in which the Consumption of Drugs was Reported, by Age Range and Gender (Males & Females), 2012 to 2016

Year	Males	Females	Gender Not Reported	Total
2012	1	0	0	1
2013	17	2	2	21
2014	12	2	0	14
2015	12	2	0	14
2016	14	1	0	15
Total	56	7	2	65

Source: Criminal Records Office, Royal Grenada Police Force

The highest number of alleged male offenders of domestic violence was arrested and charged in 2013 (Figure 6).

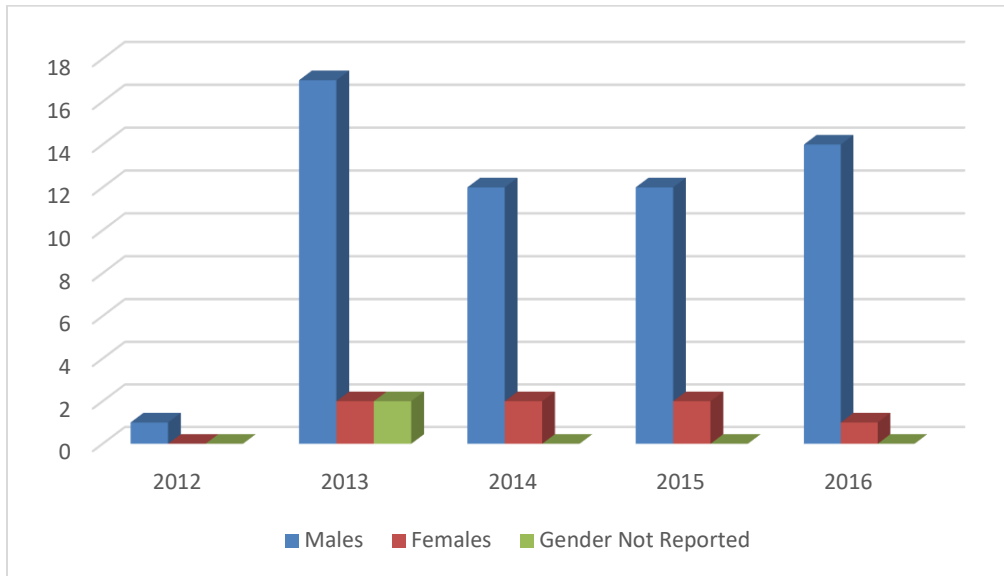


Figure 6. Alleged offenders arrested and charged for offences in relation to domestic violence, in which the consumption of drugs was reported, by age range and gender (males & females), by year, 2012 to 2016.

Eighty-six (86) percent of alleged offenders arrested and charged for offences associated with domestic violence between 2012 and 2016, in which the consumption of drugs was reported, were males, (Figure 7).

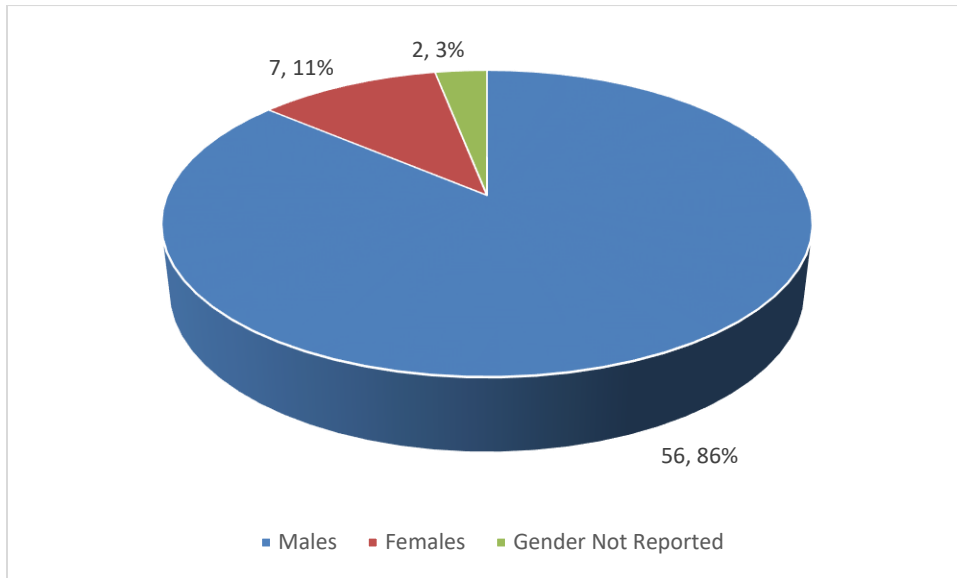


Figure 7. Alleged offenders arrested and charged for offences in relation to domestic violence, in which the consumption of drugs was reported, by age range and gender (males & females), , 2012 to 2016.

Table 9.

Victims of Offences in Relation to Domestic Violence, in cases where the Consumption of Drugs was Reported, by Gender (Males & Females), 2012 to 2016

Year	Males	Females	Total
2012	0	1	1
2013	5	16	21
2014	3	11	14
2015	6	8	14
2016	3	12	15
Total	17	48	65

Source: Criminal Records Office, Royal Grenada Police Force

Seventeen (17) males and forty-eight (48) females were of victims of domestic violence, in which the consumption of drugs was reported, between 2012 and 2016.

Sixteen (16) females were victims of such violence in 2013, which represents the largest number of such females, during 2012 and 2016. (Table 9)

Table 10.

Relationship of Alleged Offenders Arrested and Charged for Offences in Relation to Domestic Violence, to Victims, in cases where the Consumption of Drugs was Reported, 2012 to 2016

Relationship	Number of Persons	Percentage
Husband	17	26
Wife	2	3
Common law husband	2	3
Common law wife	3	4
Boyfriend	9	14
Girlfriend	2	3
Father	4	6
Mother	2	3
Ex-boyfriend	4	6

Source: Criminal Records Office, Royal Grenada Police Force

Husbands (17) and boyfriends (9) were recorded as the main alleged offenders of offences in relation to domestic violence, in which the consumption of drugs was reported. (Table 10)

Other relationships reported: brother, sister, son, uncle, child-father and nephew

It should be noted that these following relationships, mentioned in Table 4, comprise Intimate Partner Violence (IPV); these are: husband, wife, common law husband, common law wife, boyfriend, girlfriend, ex-boyfriend and child-father.

Table 11.

Alleged Offenders Arrested and Charged for Offences in Relation to Domestic Violence, in which the Consumption of Drugs was Reported, by Age Range and Gender (Males & Females), 2012 to 2016

Age Range	Males	Females	Gender Not Reported	Total
< 15	0	0	0	0
15-19	1	0	0	1
20-24	4	2	0	6
25-29	9	1	0	10
30-34	5	0	0	5
35-39	8	0	0	8
40 and over	23	4	0	27
Not Reported	6	0	0	6
Not Reported	0	0	2	2
Total	56	7	2	65

Source: Criminal Records Office, Royal Grenada Police Force

Twenty-seven (27), alleged offenders, which represents forty-one percent, were forty years and over; twenty-three of these persons were males.

Four (4) of the females who were arrested and charged were also forty years and over.

One (1) male was between ages fifteen to nineteen years. (Table 11)

Table 12.

Victims of Offences in Relation to Domestic Violence, in which the Consumption of Drugs was Reported, by Age Range and Gender (Males & Females), 2012 to 2016

Age Range	Males	Females	Total
< 15	1	0	1
15-19	0	3	3
20-24	0	5	5
25-29	4	3	7
30-34	2	8	10
35-39	1	3	4
40 and over	8	24	32
Not Reported	1	2	3
Total	17	48	65

Source: Criminal Records Office, Royal Grenada Police Force

Data provided by the RGPF indicated that thirty-two (32) of the victims were forty-years and over. (Table 12)

A male victim was five months old. His father was the alleged offender.

Forty-nine (49) percent of all victims of domestic violence between 2012 and 2016, were forty-years and over (Figure 8.)

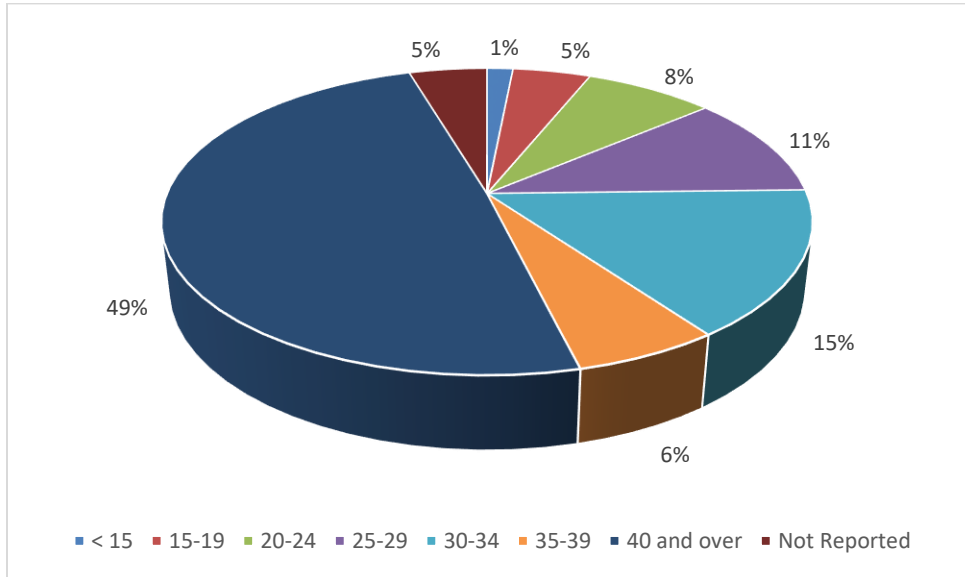


Figure 8. Victims of offences in relation to domestic violence, in which the consumption of drugs was reported, by age range), 2012 to 2016.

Table 13.

Alleged Offenders Arrested and Charged for Offences in Relation to Domestic Violence, in which the Consumption of Drugs was Reported, by Types of Drugs, Age Range and Gender, (Males), 2012 to 2016

Drug	Age Range (Years)							Total
	15 - 19	20 - 24	25 - 29	30 - 34	35 - 39	40 and over	Not Reported	
Alcohol	1	3	9	4	8	23	6	54
Cannabis	0	1	0	1	0	0	0	2
Total	1	4	9	5	8	23	6	56

Source: Criminal Records Office, Royal Grenada Police Force

Alcohol was the main drug reported in incidents of domestic violence, among males who were the alleged offenders, between 2012 and 2016; fifty-four (54) males were reported to have consumed alcohol. (Table 13)

Table 14.

Alleged Offenders Arrested and Charged for Offences in Relation to Domestic Violence, in which the Consumption of Drugs was Reported, by Types of Drugs, Age Range and Gender, (Females), 2012 to 2016

Drug	Age Range (Years)						Total
	15 - 19	20 - 24	25 - 29	30 - 34	35 - 39	40 and over	
Alcohol	0	1	1	0	0	3	5
Cannabis	0	0	0	0	0	1	1
Painkillers	0	1	0	0	0	0	1
Total	0	2	1	0	0	4	7

Source: Criminal Records Office, Royal Grenada Police Force

Alcohol was the main drug reported in incidents of domestic violence, among females who were the alleged offenders, between 2012 and 2016. (Table 14)

Table 15.

Alleged Offenders Arrested and Charged for Offences in Relation to Domestic Violence, in which the Consumption of Drugs was Reported, by Types of Drugs, Age Range and Gender, (Males & Females), 2012 to 2016

Drug	Age Range (Years)							Total
	15 - 19	20 - 24	25 - 29	30 - 34	35 - 39	40 and over	Not Reported	
Alcohol	1	4	10	4	8	27	6	60
Cannabis	0	1	0	1	0	1	0	3
Total	1	5	10	5	8	28	6	63

Source: Criminal Records Office, Royal Grenada Police Force

Alcohol was the main drug reported in incidents of domestic violence, among males and females who were the alleged offenders, between 2012 and 2016. (Table 15)

Table 16.

Alleged Offenders Arrested and Charged for Offences in Relation to Domestic Violence, in which the Consumption of Drugs was Reported, by Types of Drugs, Age Range & Gender (Not Reported), 2012 to 2016

Drug	Age Range (Years)						Total
	15 - 19	20 - 24	25 - 29	30 - 34	35 - 39	40 and over	
Alcohol	0	0	0	0	0	2	2
Total	0	0	0	0	0	2	2

Source: Criminal Records Office, Royal Grenada Police Force

**Statistics on Incidents of Domestic Violence,
In Which the Consumption of Drugs was Identified, by Year,
2012, 2013, 2014, 2015, 2016**

This section presents statistics on the incidents of domestic violence, in which the consumption of drugs was identified, for the year 2012, 2013, 2014, 2015 and 2016:

- i. Fifty-six (56) male offenders committed offences in relation to associated domestic violence, in which the consumption of drugs were reported.
- ii. Seventy-four (74) percent of victims of domestic violence, in which the consumption of alcohol was reported, were females.
- iii. The age range forty-years and over recorded the highest number of alleged offenders, and victims.
- iv. Alcohol was the main drug reported in incidents of domestic violence.
- v. There was an increase in the number of alleged offenders and victims of domestic violence, in which the consumption of drugs each year.

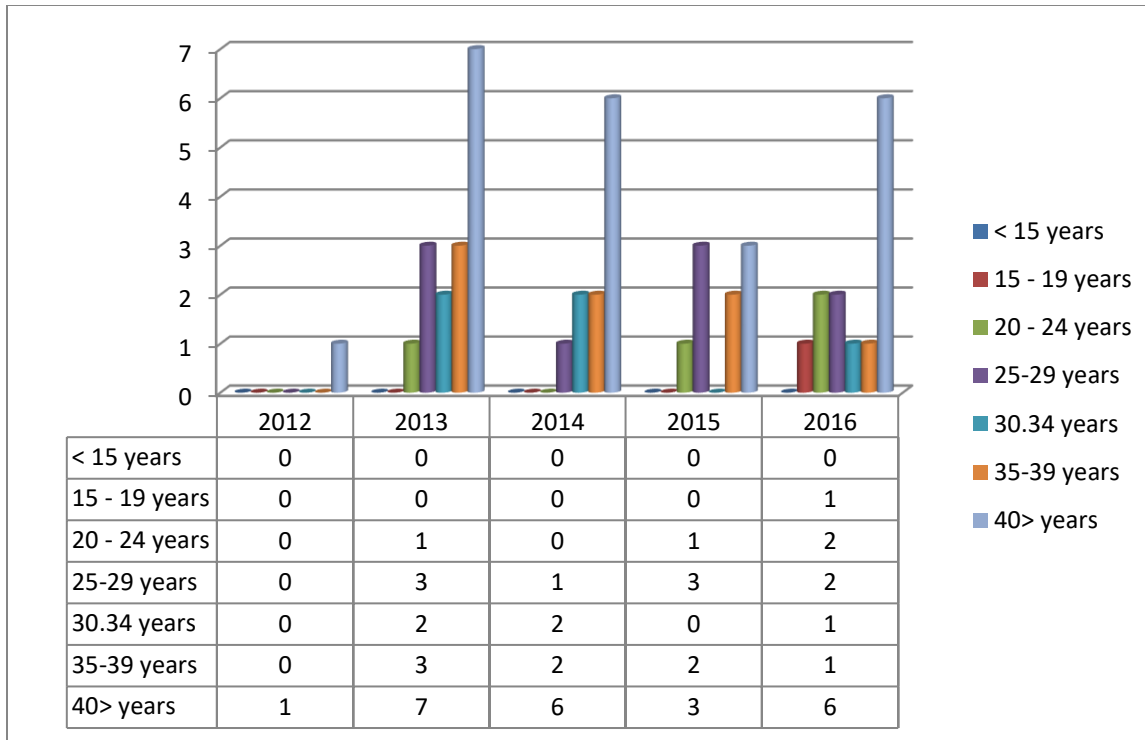


Figure 9. Alleged Offenders Arrested and Charged for Offences in Relation to Domestic Violence, in which the Consumption of Drugs was Reported, by Age Range and Gender (Males & Females), 2012 to 2016.

Statistical Analysis, 2012

Table 17.

Alleged Offenders Arrested and Charged for Offences in Relation to Domestic Violence, in which the Consumption of Drugs was Reported, by Age Range and Gender (Males & Females), 2012

Age Range	Males	Females	Total
< 15	0	0	0
15-19	0	0	0
20-24	0	0	0
25-29	0	0	0
30-34	0	0	0
35-39	0	0	0
40 and over	1	0	1
Total	1	0	1

Source: Criminal Records Office, Royal Grenada Police Force

Table 18.

Victims of Offences in Relation to Domestic Violence, in which the Consumption of Drugs was Reported, by Age Range and Gender (Males & Females), 2012

Age Range	Males	Females	Total
< 15	0	0	0
15-19	0	0	0
20-24	0	0	0
25-29	0	0	0
30-34	0	0	0
35-39	0	0	0
40 and over	0	1	1
Total	0	1	1

Source: Criminal Records Office, Royal Grenada Police Force

Table 19.

Alleged Offenders Arrested and Charged for Offences in Relation to Domestic Violence, in which the Consumption of Drugs was Reported, by Types of Drugs, Age Range and Gender, (Males), 2012

Drug	Age Range (Years)							Total
	0-14	15 -19	20 - 24	25 - 29	30-34	35-39	40 and over	
Alcohol	0	0	0	0	0	0	1	1
Cannabis	0	0	0	0	0	0	0	0
Total	0	0	0	0	0	0	1	1

Source: Criminal Records Office, Royal Grenada Police Force

Table 20.

Alleged Offenders Arrested and Charged for Offences in Relation to Domestic Violence, in which the Consumption of Drugs was Reported, by Types of Drugs, Age Range and Gender, (Females), 2012

Drug	Age Range (Years)							Total
	0-14	15 -19	20 - 24	25 - 29	30-34	35-39	40 and over	
Alcohol	0	0	0	0	0	0	0	0
Cannabis	0	0	0	0	0	0	0	0
Total	0	0	0	0	0	0	0	0

Source: Criminal Records Office, Royal Grenada Police Force

Table 21.

Alleged Offenders Arrested and Charged for Offences in Relation to Domestic Violence, in which the Consumption of Drugs was Reported, by Types of Drugs, Age Range and Gender, (Males & Females), 2012

Drug	Age Range (Years)							Total
	0-14	15 -19	20 - 24	25 - 29	30-34	35-39	40 and over	
Alcohol	0	0	0	0	0	0	1	1
Total	0	0	0	0	0	0	1	1

Source: Criminal Records Office, Royal Grenada Police Force

Statistical Analysis, 2013

Table 22.

Alleged Offenders Arrested and Charged for Offences in Relation to Domestic Violence, in which the Consumption of Drugs was Reported, by Age Range and Gender (Males & Females), 2013

Age Range	Males	Females	Gender Not Reported	Total
< 15	0	0	0	0
15-19	0	0	0	0
20-24	1	1	0	2
25-29	3	0	0	3
30-34	2	0	0	2
35-39	3	0	0	3
40 and over	7	1	0	8
Not Reported	1	0	0	1
Not Reported	0	0	2	2
Total	17	2	2	21

Source: Criminal Records Office, Royal Grenada Police Force

Table 23.

Victims of Offences in Relation to Domestic Violence, in which the Consumption of Drugs was Reported, by Age Range and Gender (Males & Females), 2013

Age Range	Males	Females	Total
< 15	0	0	0
15-19	0	0	0
20-24	0	2	2
25-29	1	1	2
30-34	0	2	2
35-39	0	1	1
40 and over	3	10	13
Not Reported	1	0	1
Total	5	16	21

Source: Criminal Records Office, Royal Grenada Police Force

Table 24.

Alleged Offenders Arrested and Charged for Offences in Relation to Domestic Violence, in which the Consumption of Drugs was Reported, by Types of Drugs, Age Range and Gender, (Males), 2013

Drug	Age Range (Years)							Total
	15 - 19	20 - 24	25 - 29	30 - 34	35 - 39	40 and over	Not Reported	
Alcohol	0	1	3	1	3	7	1	16
Cannabis	0	0	0	1	0	0	0	1
Total	0	1	3	2	3	7	1	17

Source: Criminal Records Office, Royal Grenada Police Force

Table 25.

Alleged Offenders Arrested and Charged for Offences in Relation to Domestic Violence, in which the Consumption of Drugs was Reported, by Types of Drugs, Age Range and Gender, (Females), 2013

Drug	Age Range (Years)						Total
	15 - 19	20 - 24	25 - 29	30 - 34	35 - 39	40 and over	
Alcohol	0	0	0	0	0	0	0
Cannabis	0	0	0	0	0	1	1
Other Drugs:							
Pain killers	0	1	0	0	0	0	1
Total	1	1	0	0	0	1	2

Source: Criminal Records Office, Royal Grenada Police Force

Table 26.

Alleged Offenders Arrested and Charged for Offences in Relation to Domestic Violence, in which the Consumption of Drugs was Reported, by Types of Drugs, Age Range and Gender, (Gender Not Reported), 2013

Drug	Age Range (Years)						Total
	15 - 19	20 - 24	25 - 29	30 - 34	35 - 39	40 and over	
Alcohol	0	0	0	0	0	2	2
Total	0	0	0	0	0	2	2

Source: Criminal Records Office, Royal Grenada Police Force

Table 27.

Alleged Offenders Arrested and Charged for Offences in Relation to Domestic Violence, in which the Consumption of Drugs was Reported, by Types of Drugs and Age Range, 2013

Drug	Age Range (Years)							Total
	15 - 19	20 - 24	25 - 29	30 - 34	35 - 39	40 and over	Not Reported	
Alcohol	0	1	3	1	3	9	1	18
Cannabis	0	0	0	1	0	1	0	2
Other Drugs:								
Pain killers	0	1	0	0	0	0	1	1
Total	0	1	3	2	3	10	2	21

Source: Criminal Records Office, Royal Grenada Police Force

Statistical Analysis, 2014

Table 28.

Alleged Offenders Arrested and Charged for Offences in Relation to Domestic Violence, in which the Consumption of Drugs was Reported, by Age Range and Gender (Males & Females), 2014

Age Range	Males	Females	Total
< 15	0	0	0
15-19	0	0	0
20-24	0	0	0
25-29	1	0	1
30-34	2	0	2
35-39	2	0	2
40 and over	6	2	8
Not Reported	1	0	1
Total	12	2	14

Source: Criminal Records Office, Royal Grenada Police Force

Table 29.

Victims of Offences in Relation to Domestic Violence, in which the Consumption of Drugs was Reported, by Age Range and Gender (Males & Females), 2014

Age Range	Males	Females	Total
< 15	0	0	0
15-19	0	2	2
20-24	0	2	2
25-29	1	1	2
30-34	0	2	2
35-39	0	0	0
40 and over	2	4	6
Total	3	11	14

Source: Criminal Records Office, Royal Grenada Police Force

Table 30.

Alleged Offenders Arrested and Charged for Offences in Relation to Domestic Violence, in which the Consumption of Drugs was Reported, by Types of Drugs, Age Range and Gender, (Males), 2014

Drug	Age Range (Years)						Not Reported	Total
	15 - 19	20 - 24	25 - 29	30 - 34	35 - 39	40 and over		
Alcohol	0	0	1	2	2	6	1	12
Cannabis	0	0	0	0	0	0	0	0
Total	0	0	1	2	2	6	1	12

Source: Criminal Records Office, Royal Grenada Police Force

Table 31.

Alleged Offenders Arrested and Charged for Offences in Relation to Domestic Violence, in which the Consumption of Drugs was Reported, by Types of Drugs, Age Range and Gender, (Females), 2014

Drug	Age Range (Years)						Total
	15 - 19	20 - 24	25 - 29	30 - 34	35 - 39	40 and over	
Alcohol	0	0	0	0	0	2	2
Cannabis	0	0	0	0	0	0	0
Total	0	0	0	0	0	2	2

Source: Criminal Records Office, Royal Grenada Police Force

Table 32.

Alleged Offenders Arrested and Charged for Offences in Relation to Domestic Violence, in which the Consumption of Drugs was Reported, by Types of Drugs, Age Range and Gender, (Males & Females), 2014

Drug	Age Range (Years)							Total
	15 - 19	20 - 24	25 - 29	30 - 34	35 - 39	40 and over	Not Reported	
Alcohol	0	0	1	2	2	8	1	14
Cannabis	0	0	0	0	0	0	0	0
Total	0	0	1	2	2	8	1	14

Source: Criminal Records Office, Royal Grenada Police Force

Statistical Analysis, 2015

Table 33.

Alleged Offenders Arrested and Charged for Offences in Relation to Domestic Violence, in which the Consumption of Drugs was Reported, by Age Range and Gender (Males & Females), 2015

Age Range	Males	Females	Total
< 15	0	0	0
15-19	0	0	0
20-24	1	0	1
25-29	3	1	4
30-34	0	0	0
35-39	2	0	2
40 and over	3	1	4
Not Reported	3	0	3
Total	12	2	14

Source: Criminal Records Office, Royal Grenada Police Force

Table 34.

Victims of Offences in Relation to Domestic Violence, in which the Consumption of Drugs was Reported, by Age Range and Gender (Males & Females), 2015

Age Range	Males	Females	Total
< 15	1	0	1
15-19	0	0	0
20-24	0	0	0
25-29	0	1	1
30-34	2	3	5
35-39	1	0	1
40 and over	2	3	5
Not Reported	0	1	1
Total	6	8	14

Source: Criminal Records Office, Royal Grenada Police Force

Table 35.

Alleged Offenders Arrested and Charged for Offences in Relation to Domestic Violence, in which the Consumption of Drugs was Reported, by Types of Drugs, Age Range and Gender, (Males), 2015

Drug	Age Range (Years)						Not Reported	Total
	15 - 19	20 - 24	25 - 29	30 - 34	35 - 39	40 and over		
Alcohol	0	0	3	0	2	3	3	11
Cannabis	0	1	0	0	0	0	0	1
Total	0	1	3	0	2	3	3	12

Source: Criminal Records Office, Royal Grenada Police Force

Table 36.

Alleged Offenders Arrested and Charged for Offences in Relation to Domestic Violence, in which the Consumption of Drugs was Reported, by Types of Drugs, Age Range and Gender, (Females), 2015

Drug	Age Range (Years)						Total
	15 - 19	20 - 24	25 - 29	30 - 34	35 - 39	40 and over	
Alcohol	0	0	1	0	0	1	2
Total	0	0	1	0	0	1	2

Source: Criminal Records Office, Royal Grenada Police Force

Table 37.

Alleged Offenders Arrested and Charged for Offences in Relation to Domestic Violence, in which the Consumption of Drugs was Reported, by Types of Drugs, Age Range and Gender, (Males & Females), 2015

Drug	Age Range (Years)						Not Reported	Total
	15 - 19	20 - 24	25 - 29	30 - 34	35 - 39	40 and over		
Alcohol	0	0	4	0	2	4	3	13
Cannabis	0	1	0	0	0	0	0	1
Total	0	1	4	0	2	4	3	14

Source: Criminal Records Office, Royal Grenada Police Force

Statistical Analysis, 2016

Table 38.

Alleged Offenders Arrested and Charged for Offences in Relation to Domestic Violence, in which the Consumption of Drugs was Reported, by Age Range and Gender (Males & Females), 2016

Age Range	Males	Females	Total
< 15	0	0	0
15-19	1	0	1
20-24	2	1	3
25-29	2	0	2
30-34	1	0	1
35-39	1	0	1
40 and over	6	0	6
Not Reported	1	0	1
Total	14	1	15

Source: Criminal Records Office, Royal Grenada Police Force

Table 39.

Victims of Offences in Relation to Domestic Violence, in which the Consumption of Drugs was Reported, by Age Range and Gender (Males & Females), 2016

Age Range	Males	Females	Total
< 15	0	0	0
15-19	0	1	1
20-24	0	1	1
25-29	2	0	2
30-34	0	1	1
35-39	0	2	2
40 and over	1	6	7
Not Reported	0	1	1
Total	3	12	15

Source: Criminal Records Office, Royal Grenada Police Force

Table 40.

Alleged Offenders Arrested and Charged Offences in Relation to Domestic Violence, in which the Consumption of Drugs was Reported, by Types of Drugs, Age Range and Gender, (Males), 2016

Drug	Age Range (Years)							Total
	15 - 19	20 - 24	25 - 29	30 - 34	35 - 39	40 and over	Not Reported	
Alcohol	1	2	2	1	1	6	1	14
Total	1	2	2	1	1	6	1	14

Source: Criminal Records Office, Royal Grenada Police Force

Table 41.

Alleged Offenders Arrested and Charged for Offences in Relation to Domestic Violence, in which the Consumption of Drugs was Reported, by Types of Drugs, Age Range and Gender, (Females), 2016

Drug	Age Range (Years)							Total
	15 - 19	20 - 24	25 - 29	30 - 34	35 - 39	40 and over	Not Reported	
Alcohol	0	1	0	0	0	0	0	1
Total	0	1	0	0	0	0	0	1

Source: Criminal Records Office, Royal Grenada Police Force

Table 42.

Alleged Offenders Arrested and Charged for Offences in Relation to Domestic Violence, in which the Consumption of Drugs was Reported, by Types of Drugs, Age Range and Gender, (Males & Females), 2016

Drug	Age Range (Years)							Total
	15 - 19	20 - 24	25 - 29	30 - 34	35 - 39	40 and over	Not Reported	
Alcohol	1	3	2	1	1	6	1	15
Total	1	3	2	1	1	6	1	15

Source: Criminal Records Office, Royal Grenada Police Force

Limitations

The data presented in this document is based on cases reported to the Royal Grenada Police Force, which subsequently resulted in the arrest and charge of the alleged offenders. It does not reflect data reported to other institutions or organizations.

Cases which were not reported or resulted in arrests were not considered in this analysis.

Further analysis of the current data may be necessary.

References

Advancing Policy and Legislation to Combat Gender Based Violence, Grenada; Commonwealth Secretariat, 2015

Annual Crime Reports, Royal Grenada Police Force, 2012 to 2016

Brochure, The Domestic Violence Act 2010, The Facts You Need to Know

Cho, H. 2011. 'Racial differences in the prevalence of intimate partner violence against women and associated factors', *Journal of Interpersonal Violence* 27:2, 344–262.

Domestic Violence and Substance Abuse, Addiction.com Staff, June 2011

Government of Grenada Website

Jamaica Gleaner newspaper, May 2017

National Strategic Action Plan to Reduce Gender-Based Violence (2014–2018)

Soper, Richard G, Intimate Partner Violence and Co-Occurring Substance Abuse/Addiction' Editor-in- Chief, October 2014

West Indian Medical Journal, vol.59 no.1 Mona, Jamaica, 2010